



Sixth Consolidated Annual Progress Report of the UN-REDD Programme Fund (Report of the Administrative Agent of the UN-REDD Programme Fund for the period 1 January – 31 December 2014)

UN-REDD PROGRAMME
FOURTEENTH POLICY BOARD
MEETING

20-22 May 2015


Washington DC, United States

**This report was approved at the fourteenth UN-REDD Policy Board meeting.*

In accordance with the decision of the Policy Board, hard copies of this document will not be printed to minimize the environmental impact of the UN-REDD Programme processes and contribute to climate neutrality. The UN-REDD Programme's meeting documents are available on the internet at: www.unredd.net or www.un-redd.org.

SIXTH CONSOLIDATED ANNUAL PROGRESS REPORT OF THE UN-REDD PROGRAMME FUND

UN-REDD PROGRAMME FOURTEENTH POLICY BOARD MEETING
20-22 MAY 2014 – WASHINGTON DC, UNITED STATES



UN-REDD
PROGRAMME



*Empowered lives.
Resilient nations.*



Report of the Administrative Agent of the
UN-REDD Programme Fund for the period
1 January – 31 December 2014

UN-REDD PROGRAMME FUND

PARTICIPATING ORGANIZATIONS



Food and Agriculture Organization of the United Nations (FAO)



United Nations Development Programme (UNDP)



United Nations Environment Programme (UNEP)

CONTRIBUTING DONORS



Denmark



European Union



Japan



Luxembourg



Norway



Spain

Cover photo: An old growth tree in the Nkula Forest, Democratic Republic of the Congo. Once these trees are logged, they are unable to regrow under the shade of the forest. ©FAO/Giulio Napolitano



www.twitter.com/unredd



www.youtube.com/unredd



bit.ly/UN-REDDFacebook

UN-REDD Programme Blog: bit.ly/UNREDDblog

The UN-REDD Programme is a collaborative effort that builds on the convening power and technical expertise of its three Participating UN Organizations – FAO, UNDP and UNEP. The Programme’s overall objective for 2011-2015 is ‘to promote the elaboration and implementation of National REDD+ Strategies to achieve REDD+ readiness, including the transformation of land use and sustainable forest management and performance-based payments’¹. In order to achieve this objective, the Programme provides support to its Partner Countries in six main technical work areas – MRV and Monitoring, National REDD+ governance, Stakeholder Engagement, Multiple Benefits, Transparent equitable and accountable management, and Sector transformation through two mutually complementary support modalities: the National Programme and the Support to National REDD+ Action: Global Programme Framework 2011-2015 (SNA). Partner Countries receive direct country-specific support through the National Programme, targeted support and backstopping, supplemented by regional and global support functions. Delivered as ‘One UN,’ the three Participating UN Organizations assume full programmatic and financial accountability for the Programme’s implementation in accordance with their expertise as well as their financial regulations, rules and procedures.

The UN-REDD Programme’s highest governing body is its multi-stakeholder Policy Board, comprised of representatives from the participating UN organizations, donors, Partner Countries, civil society, indigenous peoples and observers. It provides policy direction and approves financial allocations in a participatory, inclusive and transparent fashion. Oversight and coordination of interagency delivery are also carried out by the Strategic Group and the Management Group. The UN-REDD Programme Secretariat – an inter-agency unit of the three Organizations – serves the Policy Board, the Strategic Group and the Management Group. The Secretariat helps ensure that Policy Board decisions are carried out in practice and supports the Programme’s overall coordination by facilitating meetings and ensuring timely and effective communication to all UN-REDD Programme stakeholders. The UNDP Multi-Partner Trust Fund (MPTF) Office serves as the Administrative Agent for the UN-REDD Programme Fund.

This Annual Report on achievements under the UN-REDD Programme Fund covers the period from 1 January to 31 December 2014. It is based on programmatic and financial information contained in reports from individual National Programmes and contributions from the FAO, UNDP, UNEP and the UN-REDD Programme Secretariat. The report has been prepared jointly by the Secretariat and the MPTF Office in its capacity as the Administrative Agent. Full Annual Reports of individual National Programmes and a detailed report on the SNA are found in Annexes 1-11 and Annex 12 respectively. The consolidated report and its Annexes are also available on the MPTF Office GATEWAY.

Accountability and Transparency – MPTF Office GATEWAY

The MPTF Office GATEWAY provides real-time data from the MPTF Office accounting system on donor contributions, programme budgets and transfers to the Participating UN Organizations. It is a means to effectively provide fund administration services and facilitate monitoring and reporting to the UN system and the MPTF’s partners. By providing easy access to the Annual Report, including financial information, as well as related project documents, the GATEWAY collects and preserves important institutional knowledge and facilitates knowledge sharing among UN Organizations and their development partners, thereby contributing to UN coherence and development effectiveness.

¹ UN-REDD Programme Strategy 2011-2015 in English (French – Spanish)

TABLE OF CONTENTS

Preface.....	1
1. Implementation status and key results	2
Overall status of National Programmes.....	3
Overall status of SNA.....	5
1.1 National Programme Countries.....	6
Cambodia	6
Colombia	8
Ecuador (Final Report)	10
Nigeria	13
Panama.....	15
Papua New Guinea.....	17
Paraguay	19
Plurinational State of Bolivia.....	21
Republic of the Congo.....	23
Sri Lanka.....	25
Zambia.....	27
1.2 Support to National REDD+ Action: Global Programme	
Framework 2011-2015 (Outcomes)	29
MRV and Monitoring	29
Governance.....	31
Stakeholder Engagement.....	33
Safeguards and Multiple Benefits.....	35
Private Sector and Green Economy	37
Knowledge Management and Communications.....	39
Secretariat	41
SNA Country Specific Support – Targeted Support and Backstopping	43
2. Financial information	45
3. Programme Challenges, Strategic Issues and Opportunities.....	51
Abbreviations and Acronyms.....	53
Definitions.....	55

PREFACE

The UN-REDD Programme is pleased to present this 2014 Annual Report, which covers a year in which major debates on forests and climate change took place and important decisions were taken. While the United Nations Member States pursued an agreement on new Sustainable Development Goals – confirming forests and climate change as high priorities – the Secretary-General's Climate Summit and the Declaration on Forests in September provided political momentum for progress towards REDD+ implementation and a global climate change agreement in 2015. In the meantime, the adoption of the [Warsaw Framework for REDD+](#) (Warsaw Framework) in November 2013 at the nineteenth UN Framework Convention on Climate Change (UNFCCC) Conference of the Parties (COP19) provided clear guidance for the REDD+ results-based phase and led to adjustments being made to the Programme's budgeting and planning. The UN-REDD Programme is actively supporting these global processes while working with countries to design and implement their approaches to REDD+.

2014 also marked some important milestones for the UN-REDD Programme itself. Discussions began on a new strategy for the 2016-2020 period, informed by the external evaluation that concluded in 2014 and will also be instrumental in enhancing delivery in 2015. Meanwhile, countries have worked to align their National Programmes to the UNFCCC decisions, especially the Warsaw Framework; invitations to countries to present National Programmes are now based on Expressions of Interest (EOI) – rendering them more country-driven and reflecting the uneven level of progress on REDD+ readiness across countries. At technical level, the Programme has developed guidance and methodological approaches on critical areas of REDD+, such as reference levels and safeguards.

The UN-REDD Programme's capacity to build on lessons learned and effectively practice adaptive management was welcomed by Partner Countries, as demonstrated by the types of request for support received from them. In the same vein, donors reaffirmed their confidence in the Programme by providing an additional US\$ 29.6 million that allowed for financial and technical support to be increased for our growing number of Partner Countries – 56 as of 31 December 2014 – as well as the launch of new areas of support for 2014 and 2015.

On its own behalf and that of its Partner Countries, the Programme wishes to express its sincere gratitude to its donors Denmark, the European Union, Japan, Luxembourg, Norway and Spain for their continuous support, allowing for more and more countries to make progress on their REDD+ efforts.

As the current phase of the UN-REDD Programme nears its end, the Programme positively expects to embark on its next phase as a trusted partner supporting countries in their efforts to reduce emissions from deforestation and forest degradation in order to mitigate climate change and promote sustainable development.

Following recommendations from the Policy Board, this report places greater emphasis on results at country and programme levels, progress against targets, shortcomings and gender considerations. It also provides information on how delays and challenges are addressed. This Consolidated Annual Report furthermore includes a summary of key results achieved through support provided under its two delivery modalities: the National Programme and the Support to National REDD+ Global Programme Framework 2011-2014 (SNA).²

² The progress made by Tier 2 countries is not included in this report, as these activities are not funded through the UN-REDD Programme Fund. Tier 2 activities are those funded through sources other than the UN-REDD Programme Fund. They are undertaken jointly or individually by agencies but clearly contribute to the overall UN-REDD Programme as defined in the Programme Strategy.

In its sixth year of operation, the Programme serves 56 countries, with the Republic of Chad, the Republic of Equatorial Guinea, Guinea Bissau, Fiji, Liberia, Malawi and Togo the latest to join in 2014. Partner Countries stand at varying degrees of REDD+ readiness – some being at a very early stage whereas others are ready for REDD+ implementation. Over time, the growing number of Partner Countries and rapidly evolving REDD+ regulatory environment shaped by UNFCCC decisions have required the Programme to provide support that is tailored to a country's specific needs and capacity within a short time period. The direct country-specific support to countries through National Programme, targeted support and technical backstopping mechanisms has proven to respond to this need in a flexible manner.

The UN-REDD Programme's support to its Partner Countries has over time increased financially as well as in scale and scope of technical work areas, thanks to the continuous support of the donors Denmark, the European Union, Japan, Luxembourg, Norway and Spain. The total approved budget allocation for the UN-REDD Programme is US\$ 240.1 million, of which US\$ 47.8 million was allocated in 2014. At the Thirteenth Policy Board meeting taking place in Arusha, Tanzania, in November 2014, Norway pledged an additional NOK 75 million (US\$ 9.5 million) and Spain an additional € 500,000 (US\$ 570,400), for a combined total of US\$ 10.14 million. Thanks to this additional funding, the Programme will be able to invite more countries to submit National Programmes and expand provision for targeted support.

Over the course of the past six years, the UN-REDD Programme has helped countries move towards REDD+ readiness. It has done this by providing direct support to countries as well as by developing and communicating tools, methodological approaches and guidance documents that “unpack” REDD+ readiness elements and provide countries with the means to establish these and put them into practice within their own contexts. Publications detailing country experiences in implementing UN-REDD tools and approaches have reinforced this, as have training sessions undertaken at both national and regional levels. As country capacity has developed, focus has increased on the facilitation of South-South learning events. Thanks to these, participating countries have exchanged experiences and learned from each other through the development of a community of practice. For example, in 2014 alone, regional and inter-regional South-South exchange events were organized on [MRV&M and NFMS](#), on best practices for developing [National REDD+ Strategies](#), on [legal preparedness, data management and information systems](#), and on [REDD+ fund management – ensuring that REDD practitioners are better equipped to move their countries along the path to REDD+ readiness](#).

Key programmatic highlights for 2014 include:

- The operational closure of four National Programmes (Democratic Republic of the Congo, Ecuador, the Solomon Islands and Zambia) in addition to another three previously closed (Indonesia, Tanzania and Viet Nam), with individual evaluations to be completed in 2015. Lessons have been drawn

Programme impacts towards REDD+ readiness

Countries supported by the UN-REDD Programme have been able to develop and establish operational elements of REDD+ readiness, as well as a wider process of sustainable development and REDD+ friendly development pathways. Over the course of the 2009 – 2014 period, developing countries have actively participated in the UNFCCC COP processes and been able to use their experiences with REDD+ readiness to advocate for and influence the emerging global architecture of REDD+. In other words, a convergence has taken place between pilot actions being implemented at national level and a global consensus on what constitutes REDD+ readiness.

Some 20 countries are in the process of establishing one or more operational elements of REDD+ readiness, while eight have completed one or more operational elements of REDD+ readiness at national or jurisdictional levels.

from these National Programmes and targeted support is helping ensure that the readiness phase gets completed.

- Development of the UN-REDD Programme 2016-2020 draft strategy framework was initiated following the Policy Board's endorsement of the “roadmap” for doing so, drawing on inputs from intense rounds of consultations and recommendations from the external evaluation of the UN-REDD Programme undertaken in 2014 – the first of its kind.
- The partnership between UN-REDD and FCPF was further strengthened, with agreements reached on aligning country reports and joint efforts to share knowledge. A joint country-led Global REDD+ [Knowledge Exchange event](#), during which Partner Countries shared and explored experiences on key REDD+ technical issues, was held in conjunction with the Programme's Thirteenth Policy Board meeting and the FCPF's [PA7/PC18](#).
- Country and regional needs assessments were made available to countries upon request, ensuring that support is increasingly tailored to actual needs. These assessments are expected to not only serve to inform the design of future support but also act as a national coordination tool that will contribute to further integrating countries' overall readiness efforts.
- Stemming from the UNFCCC decisions from the COP19 in Warsaw in 2013, countries have been supported on approaches to develop Forest Reference Emission Levels (FREL) and/or Forest Reference Levels (FRL) for REDD+³. A guidance document '[Emerging approaches to Forest Reference Emission Levels and/or Forest Reference Levels for REDD+](#)' was also made available.

³ A new SNA Output (1.3) introduced for 2015 following the adoption of the Warsaw Framework. It will be implemented and reported against the SNA Monitoring Framework in 2015.

- Demand for targeted support has escalated. The increased funding for 2014 made it possible to approve 28 requests worth a combined total of about US\$ 10 million. In 2013, the comparable figures were 14 requests approved for a total of US\$ 1.1 million in total.
- The [New York Declaration on Forests](#) announced at the [Secretary General's Climate Summit](#) has sustained the global momentum for increased collaboration on REDD+ and for supply chains that do not rely on deforestation. Along with that of the World Bank and GEF, the Declaration acknowledged the Programme's contribution to REDD+, and signatory governments announced they would collaborate with the Programme.

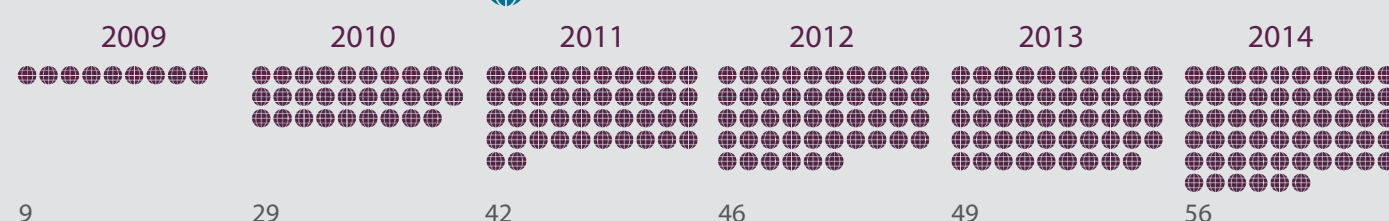
OVERALL STATUS OF NATIONAL PROGRAMMES

As of 31 December 2014, the UN-REDD Programme has supported a total of 23 countries through the National Programme modality. 2014 saw the signature and start of National Programmes for Colombia and Côte d'Ivoire and the approval, pending signature, of the National Programme Documents for Argentina and Mongolia. During the Thirteenth Policy Board meeting, National Programme funding requests for Honduras (US\$ 3,609,645) and Uganda (US\$ 1,798,670) were approved, both of which are currently integrating comments from the independent reviews and Policy Board prior to signature and initiation. Since these two countries were the last remaining in the National Programme pipeline, a process for establishing a

Total approved budget allocation per year (US\$)



Number of Partner Countries



Number of National Programmes (cumulative)



Number of countries with Targeted Support (cumulative)*



Number of countries that have received backstopping (cumulative)



* The backstopping figures are from period 2013-2014 only, while the procedure for accessing targeted support was presented in 2012 at the Eighth Policy Board Meeting, hence records reflect this year as well.

Gender

In 2014, the Programme made encouraging progress in operationalizing a gender-sensitive approach and in promoting the participation of women across its thematic work areas and at all Programme levels (country, regional and global). However, the main focus of the gender support is for providing country-level assistance so as to ensure that gender equality and women's empowerment principles are integrated into nationally-led REDD+ activities.

At country level, efforts to promote gender responsive REDD+ approaches keep improving. The number of countries developing and setting building blocks for gender-sensitive national strategies increased from six in 2013 to ten new countries in 2014. Further providing a snapshot of this support, gender-sensitive measures were incorporated into the Participatory Governance Assessments (PGA) for Nigeria and Viet Nam, draft Free Prior Informed Consent Guidelines of Papua New Guinea's (PNG), within five of the six draft CBR+ Country Plans, and within Ghana's Green Economy pilot project. In this latter project, 31.8 per cent of participants were women, which is substantially more than the proportion of women owning farms estimated at less than 20 percent.

While such support continues to vary based on their level of gender sensitivity, positive steps are being made to integrate gender in a more cross cutting, meaningful and comprehensive way across activity design, implementation, budgets and monitoring frameworks. As a wide body of evidence has shown, integrating such gender responsive action and promoting the equal and meaningful participation of women and men can act as a catalyst to achieve successful REDD+ action and broader sustainable development goals.

At global level, various supportive frameworks and knowledge products that are designed to assist national level work also integrate a gender perspective. The [Benefits and Risks Tool](#) or BeRT integrates gender-related questions into its framework while [Country Approach to Safeguards Tool](#) or CAST incorporates a number of both country and global level gender resources. Meanwhile, the [e-learning module on "Building Integrity for REDD+"](#) includes gender considerations and gender is one of the main cross-cutting aspects of the REDD+ Academy's curriculum. Overall, gender equality and women's empowerment concepts have been integrated across the Programme's work areas with specific driving activities under Governance – Outcome 2 of the SNA.

Efforts have also been made to collect data that is gender sensitive and disaggregated by sex so as to help monitor the Programme's work on promoting gender equality and women's empowerment. While varying within and across regions, this data demonstrates that while women are involved, country level workshops/trainings, decision-making bodies and roles are not gender balanced. For example, across the National Programmes in 2014, the data shows that women's participation in training sessions on REDD+ and climate change often ranges from 15-40 per cent. This is just one data example that emphasizes the need and commitment by the Programme, while also being guided by the inter-related principle on gender equity of the UN Development Group, to continue prioritizing gender equality and women's participation in its work in 2015 and onward.

new pipeline was approved at the Twelfth Policy Board meeting in Lima, based on a call for expressions of interest by Partner Countries. The aim is to establish a new pipeline for 2015 and start to identify countries which could benefit from the Programme's support under its 2016-2020 strategy.

In 2014, DRC, Ecuador, the Solomon Islands and the Zambia's National Programmes were operationally closed, with evaluations to be undertaken in 2015; Ecuador's final evaluation will be presented at the Fourteenth Policy Board meeting. No-cost extensions were granted to Panama until the end of June 2015 and to Paraguay until the end of January 2016.

The total funding allocated to all (active and closed) National Programmes as of 31 December 2014 is US\$ 86.5 million of which US\$ 67.2 million has been transferred and US\$ 46.6 million was spent – representing a delivery rate of 69 per cent⁴. Of the National Programmes active in 2014, the total allocated funding is US\$ 45.1 million, of which US\$ 41.34 million has been transferred and US\$ 24.6 million was spent – a delivery rate of 60 per cent. Regional percentage delivery for active programmes

is 57 per cent for Latin America and the Caribbean (LAC), 61 per cent for Africa and 62 per cent for the Asia-Pacific. Given new approvals of fund allocations, the total delivery rate this year is lower than last year's. However, in terms of the overall maturity of the portfolio, this represents a healthy delivery rate.

Eleven countries present their National Programme Annual Reports, of which Ecuador is submitting its draft final report in view of the operational closure of its National Programme⁵. An updated and final version will be available in June 2015, upon financial closure of the programme.

Following agreement on the Warsaw Framework⁶ and a request made at the Thirteenth Policy Board meeting, National Programmes have started mapping their contributions to country progress against elements of the UNFCCC (four Warsaw Framework pillars).

⁵ Summary reports for National Programme countries are prepared and cleared by the country programme teams.

⁶ Paragraph 71 of the UNFCCC decision 1/CP.16 requests countries to have the following elements in place for REDD+ implementation and to access results-based payments / results-based finance. The four elements requested by this paragraph are 1) A national strategy or action plan; 2) A FREL or FRL; 3) A robust and transparent NFMS for the monitoring and reporting of the five REDD+ activities; and 4) a Safeguard Information System (SIS).

⁴ Percentage delivery calculated against net transferred funds.

In this regard, an assessment of nine active National Programmes has been undertaken and is summarized below:

National REDD+ Strategy or Action Plan: Of the nine assessed active National Programmes, all countries report making significant progress in the development of a national REDD+ strategy with Cambodia, Colombia, Ecuador, Republic of the Congo and Paraguay reporting partial completion of a national strategy and Zambia reporting that their national REDD+ strategy was complete. PNG, Panama and Sri Lanka report that while their national strategies are not complete, a number of crucial steps required to develop a robust strategy have been completed.

Forest Reference Emission Level/Forest Reference Level (FREL/FRL): The assessment identified that Ecuador had completed their FREL, which was submitted to the UNFCCC in December 2014. Cambodia, Colombia, Panama and Zambia reported having partially completed a FREL/FRL, and that all except Panama have recorded significant levels of progress in this regard. Cambodia and the Republic of the Congo report an intention to submit their FREL/FRL to UNFCCC by COP21. PNG, Paraguay, Republic of the Congo and Sri Lanka reported that they have not yet completed a FREL/FRL but have completed a number of steps required for producing this.

National Forest Monitoring System (NFMS): Of the nine assessed countries, seven reported that they had partially developed a NFMS, of which the average level of progress was considered high. Ecuador and Zambia reported having a robust NFMS in place. This trend indicates that all of the assessed active countries seem to be focusing on developing a NFMS early on when compared to development of the other Warsaw pillars. This could provide some useful insight into the sequencing of National Programme activities.

Safeguard Information System (SIS): Cambodia, PNG and Zambia report that their SISs are partially complete, recording lower levels of progress, whereas Ecuador reported having partially completed their SIS with a higher level of progress. Panama, Paraguay and Sri Lanka report very little progress while Colombia and the Republic of the Congo report not having an SIS, yet have completed a number of activities associated with developing a robust SIS. The overall trend indicates that the SIS is the least developed out of the four pillars. This could again guide sequencing or reflect the complexity associated with work on safeguards and therefore the need for further technical support and guidance on this area.

OVERALL STATUS OF SNA

The SNA approached its final year of its current framework with steady delivery of results in 2014 against the targets set forth in its [Results Framework 2012-2015 \(French Spanish\)](#). Together with the knowledge management, communications and Secretariat outcomes, the five technical areas – MRV and Monitoring, Governance, Stakeholder Engagement, Safeguards and Multiple Benefits, and Green Economy and Private Sector Engagement (SNA Outcomes) – were focused on country-level work to a greater extent in 2014 than in previous years.

The positive funding situation in the second part of 2013 allowed for direct support to countries to be increased in 2014,

complementing National Programmes. Some 64 per cent of the total budget revision approved at the Eleventh Policy Board Meeting – worth US\$ 24.7 million – was planned for country-specific support i.e. technical backstopping and targeted support. This positive funding outlook enabled the Programme to provide enhanced backstopping to an additional nine countries (46 in total), leading to total support outlays doubling (US\$ 10.3 million) compared to 2013 (US\$ 5.9 million). Similarly, country requests for targeted support escalated, with 29⁷ requests worth a combined US\$ 10.3 million being approved during 2014, including a first request for strengthening regional capacity received from the Pacific Island countries. Notably, 2014 saw countries consolidate their various REDD+ related needs within the same request for support. A high proportion of requests also came from countries already supported by the Programme but that had identified new needs.

2014 furthermore highlighted the importance of identifying country needs in order to further tailor support and enhance its integration, coordination and sequencing. In this context, a call for proposals for country or regional needs assessments resulted in the approval of nine proposals worth a combined total of about US\$ 1.2 million. The scope of work identified in the proposals covers broad REDD+ readiness gaps and needs assessment for National REDD+ strategy developments, while others are focused on areas such as land tenure and carbon rights, NFMS, MRV and REL, stakeholder engagement, institutional involvement and the creation of synergies between actors. Results from the assessments are expected to be delivered in 2015.

Another novelty that entered into practice in 2014 was the REDD+ Academy, which held its first session in the Asia-Pacific region and had the cascading effect of generating country interest for national REDD+ Academy sessions to be held in the region. In 2014, the SNA was also characterized by a strengthened knowledge management platform, building on lessons learned and South-South cooperation as well as reinforced work on private sector engagement and on the economic aspects of deforestation.

During 2014, activities under the SNA furthermore moved increasingly towards more focused support to aid implementation of the Warsaw Framework and other UNFCCC decisions. Moving into a transitory period for post-2015, planning for 2015 was also more geared towards the UNFCCC decisions, as is noted in the work plan and budget for 2015, which was approved by the UN-REDD Policy Board at its Twelfth and Thirteenth meetings in 2014.

Country, regional and global level achievements of SNA funded activities in 2014 are presented under each SNA outcome pages below and against the SNA Monitoring Framework in Annex 12. Results achieved by countries that have National Programmes and also receive targeted support are also integrated in the National Programme pages.

⁷ The number represents 10 approvals to new countries, 18 approvals in top up, meaning to countries with initial targeted support approved, and one approval in response to regional request.

ACHIEVEMENTS

The Cambodia NP recorded several achievements in 2014:

- Developed the first draft of the country's National REDD+ Strategy.
- Policy dialogue and the capacity of four NP Technical Teams as well as the Consultation and Gender Groups were strengthened through meetings, training events, workshops and South-South exchanges.
- Stakeholder engagement in REDD+ is being strengthened through development of a draft consultation and stakeholder engagement plan for engagement with community networks and interested parties, as well as multimedia products.
- Prepared draft National Protected Areas Strategic Management Plan.
- A policy brief on a watershed landscape approach finalized based on demonstration activities in flooded and mangrove forests by the Fisheries Administration and in community forests by the Forest Administration.
- Progress has been made on the development of the institutional framework for REDD+. This includes proposals for a national approach to REDD+ safeguards that includes a gap analysis of policies, rules and regulations; benefit sharing and REDD+

fund management; cost-benefit analysis; and options for a grievance mechanism.

- A national forest definition and land-use classifications were developed to be used in the context of a NFMS. The NFI design, field manuals and emission factors were developed and data was catalogued.
- Organized a national workshop on drivers of deforestation and forest degradation.
- Collected information necessary for development of a FRL. Approximately 65 per cent of the work under the NP on LULUCF data has been completed.

The country requested additional targeted support in 2014 for strengthening the engagement of stakeholders to the REDD+ process through capacity building and awareness raising, and to mainstream gender considerations. The Gender Group has already been established and draws its membership from different ministries.

RISKS, ISSUES AND RESPONSES

Compared to 2013, the NP had a productive year. The working arrangements of the Taskforce, Secretariat, and the Technical Teams remained stable and their capacities were enhanced, allowing them to continue to operate effectively. Concerns related to national ownership of the NP were addressed in the last two quarters of the year through

IN FOCUS

The Cambodia REDD+ Taskforce has made significant progress on the four pre-requisites for results-based payments under the UNFCCC. Development of a draft National REDD+ Strategy was the key achievement for 2014. The strategy is an overarching policy document for REDD+ that begins to establish a national goal, objectives and key policy measures for the effective implementation of REDD+. Satisfactory progress has also been made on developing a SIS, REL and a NFMS.

TARGETED SUPPORT

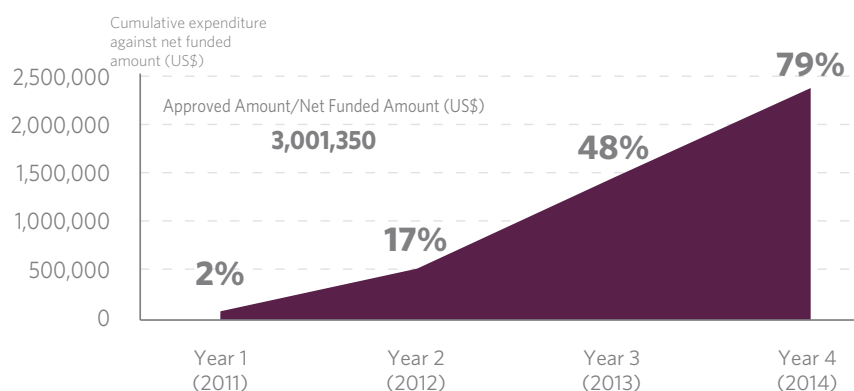
Amount approved in 2014: **US\$ 65,000**

Objective: Support the inclusion of women into management of the REDD+ readiness process through support to the newly-formed Gender Team, indigenous peoples and members of the Community Networks of Forestry, Protected Areas and Fishery with information, and awareness raising on REDD+ through various means of communications.

intensive consultations with government counterparts to plan, budget and ensure funds were allocated to strengthen the capacity of both national and subnational government agencies.

Concerns relating to the financial modality for targeted support has caused significant delay in accessing these funds, including the transaction costs of managing and administering these funds. In response, additional administrative support is being provided to ensure that funds accessible and all targeted support activities are implemented by mid-2015.

FINANCIAL DATA



Source: MPTF GATEWAY

LOOKING FORWARD

The NP will close on 30 June 2015. Between January and June 2015, the draft National REDD+ Strategy will be refined and the consultation process will be completed. An important milestone will be the final evaluation of the NP, as this will provide important lessons for reflection and recommendations for REDD+ efforts to be re-aligned in Cambodia. An FCPF-funded national readiness programme will ensure that momentum built by the UN-REDD NP continues.

THE NATIONAL PROGRAMME IN NUMBERS			
Indicators	Year 2 (2012)	Year 3 (2013)	Year 4 (2014)
Number of civil society organizations actively engaged in different aspects of the NP.	9	9	9
Number of people trained on REDD+ and climate change.	-	Men: 25 Women: 4	Men: 259 Women: 45
Number of people trained on forest monitoring and MRV.	40	160	185
Number of national consultation workshops held.	-	-	9

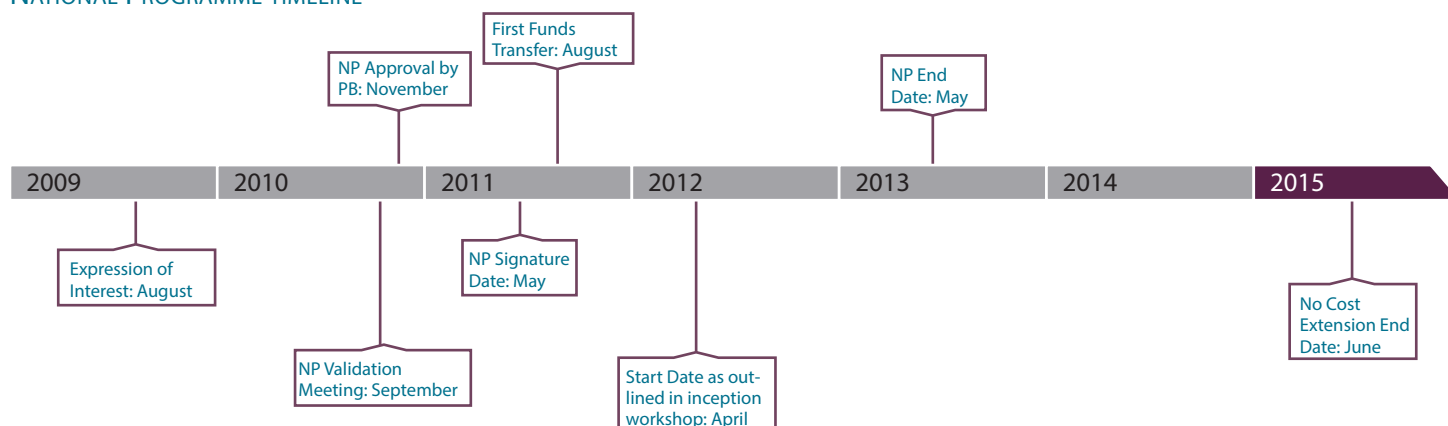
LESSONS LEARNED

Too many meetings, workshops and pilot activities were planned in 2014 that overburdened staff and slowed down implementation of the NP. Overambitious and unrealistic targets were set that did not take account of the time and effort required to achieve the targets. For 2015, the planned activities have been assessed for relevance, effectiveness and impact. A key lesson is that planning should prioritize and focus on strategic elements of the NP. Human and financial resources should be allocated towards strategic activities and establish realistic targets and indicators.



The Eighth Meeting of the UN-REDD Programme and FCPF Project Executive Board. © Heang Thy

NATIONAL PROGRAMME TIMELINE



ACHIEVEMENTS

The following report covers activities undertaken by Colombia's UN-REDD Programme between the signature of the NP document in August 2014 up until December 2014. The key achievements include:

Hiring of the coordination unit team and technical focal points: It is important to highlight that this process took around two months and took place after the NP had started. This is because it required constant coordination between the agencies and the Ministry of Environment and Sustainable Development (MADS) to define the terms of reference and conduct interviews for each position. Constant coordination was required, especially for the recruitment of the National Programme Coordinator position and the agency focal points.

Development of Operational Plans for each of the NP components: A work plan was prepared and the initial meetings with the involved agencies, the MADS and the Institute for Hydrology, Meteorology and Environment (IDEAM) were held. These were held in order to revise and validate each of the results, activities and outputs established in the project documents and thereby build operational plans and procurement plans for each of the components.

Preparation of the inception workshop: The inception workshop will be held once the entire team is recruited and significant progress has been made in the operational

plan proposals for each component. These two prerequisites will ensure that the inception workshop is not only an event to officially present the NP, but also an occasion where operational plans for each component are validated with participation of all actors involved in the NP. Additionally, the first National Steering Committee will be held together with the inception workshop.

Indigenous peoples and local community engagement: Developed a work plan for developing a strategy for indigenous, Afro-descendant and peasant community engagement in the various components of the NP. The aim is to build this strategy together with the MADS so that it is in line with the views expressed during consultations and alignment with the National REDD+ Strategy, the UN-REDD Programme and the FCPF.

RISKS, ISSUES AND RESPONSES

One of the risks identified during this period is that the NP still does not have a clear roadmap to engage with civil society actors, especially with indigenous peoples and Afro-descendant communities. For this reason, several working sessions with the MADS are planned in order to agree on the basis for the consultation and participation strategy for the National REDD+ Strategy. In addition, links with national organizations representing indigenous and Afro-descendant communities will be initiated in order to establish a strategy for the NP inception.

In Focus

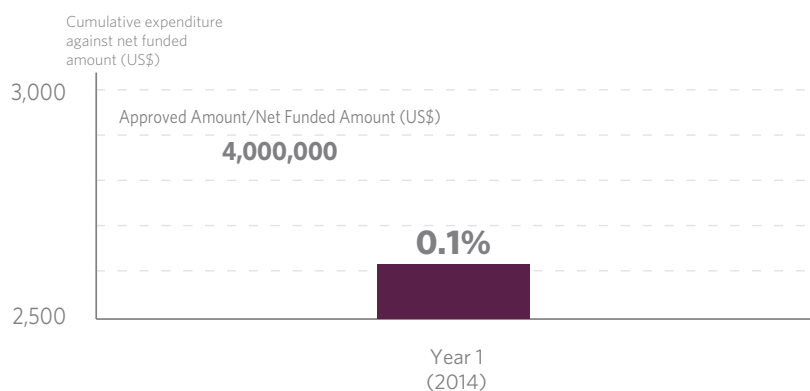
A coordinated work took place between the three UN Organizations, the MADS and the IDEAM resulting the recruitment of the NP Coordinator and Administrative Assistant in December and an announcement of the terms of references for the technical focal points of the NP components. A detailed assessment was initiated on the activities established in the NP Document and Colombia's Readiness Preparation Proposal (R-PP). This was done in order to take stock of progress and develop annual operational and procurement plan proposals for each of the NP components, which will be formally validated at the inception workshop.

Another risk identified during this period was the potential of not meeting the implementation objectives by 2015 given the delay in recruiting the entire coordinating unit team. Another risk identified during the period was that of the potential slow delivery in 2015 due to delays in recruiting the entire NP management unit. This is because the team would have the responsibility to support the definition of the activities of the operational plan's component. In order to mitigate this delay, the Coordinator has started to identify activities in collaboration with MADS and IDEAM officers in order to begin NP implementation as soon as possible. This step also represents a greater strength of the process itself since it minimizes the activities inside the institutions and generates greater stakeholder ownership of the NP.

LOOKING FORWARD

The NP is expected to complete the recruitment of a knowledge management specialist and three technical focal points in the beginning of 2015. In the meantime, progress will be made in the assessment of the work plan and the preparation of the first draft of the Annual Work Plan and procurement plan, which will be finalized during the inception workshop.

FINANCIAL DATA



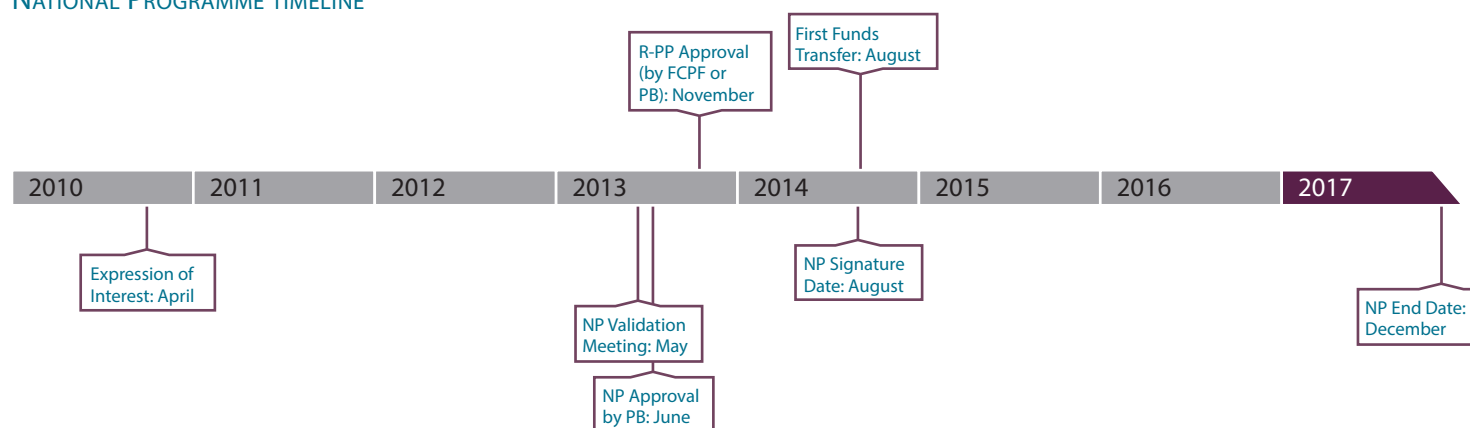
Source : MPTF GATEWAY

This process will be carried out in collaboration with the three UN agencies, the MADS and the IDEAM. During the following months, the NP is expected to have developed a clear path with national civil society organizations, private sector, indigenous and Afro-descendant organizations and MADS to ensure their participation in the country's REDD+ efforts, as well as the inception workshop of the NP and the initiation of the activities planned in the Annual Work Plan.

LESSONS LEARNED

Implementation of NP activities was due to efforts being made to involve each agency. Yet this provides greater ownership and legitimacy to the process, as each actor sees the importance of their role and feels their active part in the NP. In this respect, it is also very important to have the same process with indigenous and Afro-descendant organizations once a clear roadmap is established. Furthermore, interagency collaboration in the preparation of the terms of references and – in general – in the recruitment of the core team of the NP allowed each agency to see the NP as a whole and not just in fragmented components.

NATIONAL PROGRAMME TIMELINE



ECUADOR (FINAL REPORT)

ACHIEVEMENTS

The Ecuador NP officially began in 2011, with funding transferred in late November 2011 and actual implementation of activities having started in 2012. In the first year of implementation, the programme of activities in the NP document was revised so as to avoid duplication with other cooperation efforts and maintain programmatic technical benefits. This is due to several activities having to be initiated under alternative programmes so as to avoid delays during the NP development and approval phase.

In 2013, the REDD+ readiness phase in Ecuador received support related to its regulatory and technical framework. Progress was made on gathering inputs for the definition and prioritization of REDD+ activities and capacity building, as well as on regulatory and participation mechanisms. The methodology and its practical implementation were developed in 11 regional exchange and productive analysis workshops for REDD+ and the first two workshops on opportunity costs were held. The NP encouraged Ecuador to promote developments and lead regional discussions on a SIS, which included the first conceptual and methodological approach to SIS, as well as the identification and prioritization of potential REDD+ social and environmental benefits. The country was furthermore encouraged to lead discussions and developments on FPIC and on a record of REDD+ activities. Ministerial agreements that were proposed in the NP and officially issued promote the respect of forest

owners' rights and can start guiding proponents of REDD+ projects in Ecuador. The NP implementation team is seen as the technical arm of the Ministry of Environment (MAE).

In 2014, Ecuador decided to change its REDD+ implementation approach from one based on project implementation to one based on policies and actions at national level. This follows the identification of strategic options for REDD+, as well as national legislation on environmental services, based on COP19 decisions that strengthen the national approach.

The NP has been instrumental in addressing Ecuador's readiness phase needs, particularly in the development of methodologies and technical studies needed to design Ecuador's future National REDD+ Strategy. Among the most relevant are studies on drivers of deforestation (areas of homogeneous deforestation processes); opportunity, implementation and transaction costs; REDD+ externalities; prioritization of REDD+ areas; implementation mechanisms; REDD+ measures and actions; as well as, among others, studies that informed the proposed regulations (consultation and negotiation; SIS; recording; grievance mechanism). The expected outputs were achieved and are of high technical quality. However, because of the above mentioned shift in implementation approach, some outputs will need to be reviewed. Working with other REDD+ stakeholders in Ecuador has been very productive. Stakeholder

In Focus

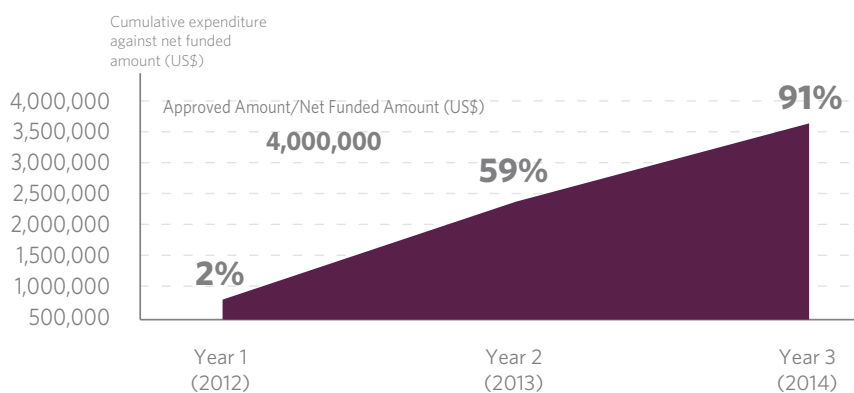
2014

- Developed FREL from deforestation at national level, as well as a FREL proposal for technical evaluation under the UNFCCC.
- Forest MRV and Monitoring processes strengthened.
- Geovisor is now operating on Ecuador's Centralized Environment Information System's (Sistema Único de Información Ambiental-SUIA) web platform.
- Ecuador REDD+ panel convened nine times.
- Preliminary results on opportunity, transaction and implementation costs.
- Developed proposals on: REDD+ strategy implementation mechanisms; national guidance on consultation and negotiation; dispute resolution; registration system; prioritization of investment and local allocation of resources through participatory processes, including forums for discussion.
- SIS designed on a methodological and conceptual level. Definition of a national approach to addressing and respecting safeguards. Drafting of the first version of the safeguards information summary.
- First draft of the Ecuador REDD+ Vision produced.

activities, designed in a complementary manner by MAE, have avoided the duplication of outputs and have become a channel for spreading information. As of December 2014, a first draft of the REDD+ Ecuador Vision is in place, envisioning legal, political, institutional, strategic, technical and financial components as a solid foundation for sustainability.

In order to sustain and complement activities initiated under Outcome 1 "Design and Implementation of a National Forest Monitoring System" of the NP, Ecuador applied for a targeted support. The main goal of the support is the design and implementation of MRV processes for REDD+ to support the implementation

FINANCIAL DATA



Source : MPTF GATEWAY

of Ecuador's NP in the context of results-based activities and financing, as well as the design and implementation of a national GHG Inventory System (for LULUCF and agriculture sectors). This support that was approved by the UN-REDD Programme is needed for activities that were not foreseen in the NP and will build on the achievements by Ecuador so far. The MRV process can also be applied to a larger NFMS, consistent with the national GHG Inventory System (for LULUCF and agriculture sectors), and the FRELS.

TARGETED SUPPORT

Approved amount in 2014:
US\$ 225,800

Objective: Support the establishment of a National GHG Inventory, MRV and NFMS.

RISKS, ISSUES AND RESPONSES

- A REDD+ inter-institutional coordination is needed to help reaching political agreements on the identification and future design of measures and actions to be implemented under national REDD+ strategy so as to address drivers of deforestation that exist beyond the forestry sector.
- The high turnover of mid and high level officials on the national counterpart represents a potential risk for continuity.

LESSONS LEARNED

It is essential for countries to have a national vision for REDD+. They must identify REDD+ priorities at the beginning of the NP in order to promote effective development and sustainable products. It is essential that internal and external coordination processes are identified and promoted with government institutions relevant to REDD+. When differences between technical implementation schedules and political schedules are identified, exchanges and agreements on intermediate stages and country priorities are required among institutions, government counterparts and NP technical teams. To ensure that processes can continue, a record of agreements, decisions, scopes and frameworks must be kept. Institutions and their national counterparts must jointly and in a coordinated way define the roles and responsibilities of technical staff according to national priorities. This will improve implementation of the process and thus the outcomes of the NP. A further lesson learned is the need to simplify and standardize administrative procedures for greater efficiency and coordination.

13 THE NATIONAL PROGRAMME IN NUMBERS

Indicators	Year 2 (2013)	Year 3 (2014)
Number of civil society organizations actively engaged in different aspects of the programme.	11	41
Number of people trained on REDD+ and climate change.	Men: 241 Women: 99	Men: 683 Women: 338
Number of people trained on forest monitoring and MRV.	51	37
Number of national consultation workshops held.	2	2

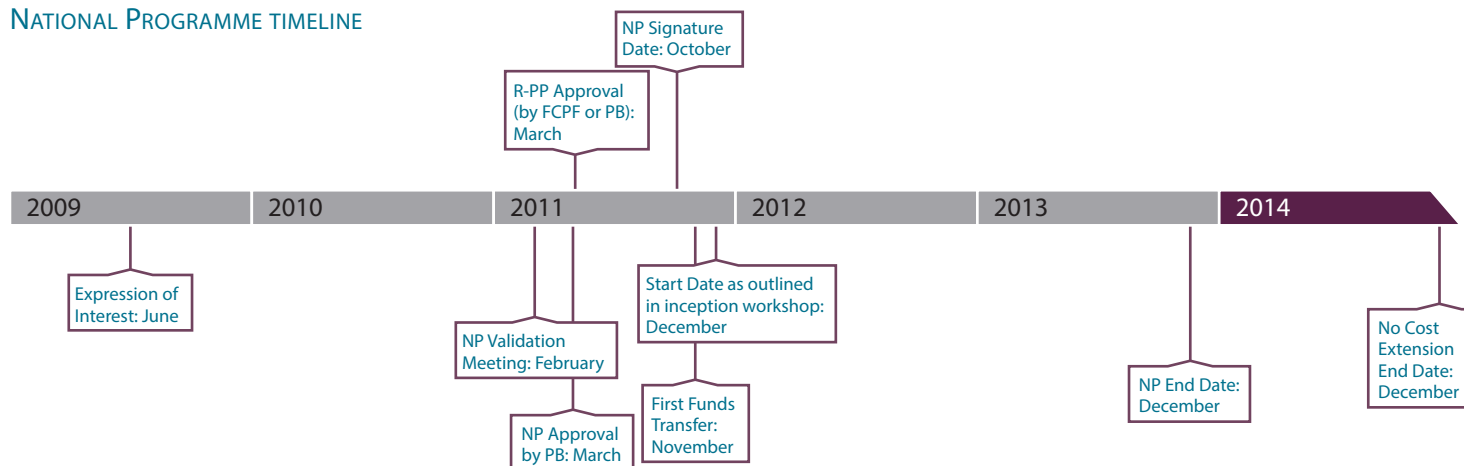
Work continuity has been achieved thanks to a steady technical team remaining in place in the MAE.

- High opportunity costs for REDD+ were identified. It is proposed that synergies among opportunities (biodiversity, water funds, and environmental services incentives) are explored to promote the

viability and sustainability of REDD+ implementation.

- Low involvement and dialogue with key stakeholders and indigenous peoples of the Amazon and coastal regions, and Afro-Ecuadorian organizations identified at the beginning of the NP. Various stakeholders were sought to be

NATIONAL PROGRAMME TIMELINE



involved in discussions on the design and development of various NP outputs. MAE was supported in managing and coordinating the REDD+ panel, with key stakeholders being represented, including national organizations of indigenous peoples, communities and peasants from the coast.


- Wrong expectations associated with REDD+ at subnational level.
- Potential investment of REDD+ funds is inefficient and ineffective. Proposed prioritization of REDD+ investments at national level.

The lack of an official national REDD+ vision at the beginning of the NP, required a change in the implementation approach in 2014. The shift in approach reflects the information generated by the NP on strategic options for REDD+ compliant with national regulations and policies, as well as legal constraints on the use of environmental services. This had an impact on processes and proposals launched under the NP. Together with MAE and the implementing agencies, the NP prioritized activities in response to the change in focus, and some initial programme goals were reduced in scope.

Further support was provided to MAE so as to identify potential gaps after the NP is completed, with a view to exploring options for continuing pending activities with specific support.

LOOKING FORWARD

The NP has been operationally closed as of December 2014 and will be financially closed in June 2015. Activities started in 2014 and activities prioritized in late 2014 will be implemented with the resources available on the NP financial balance in the second term of 2015. Up until June 2015, the NP will support the completion of the national REDD+ vision/strategy and implementation plan, based on inputs developed in the REDD+ Ecuador readiness phase. Some results to be delivered in June 2015 are: a community monitoring guide for carbon measurement; recommendations for communication and capacity-building processes; a participation strategy proposal for the REDD+ implementation phase (including recommendations for improvements in the REDD+ working group and its approach in the implementation phase); a proposal for mainstreaming gender issues in REDD+ strategy; the systematization of learned lessons; draft forms for the REDD+ registration system; an operations protocol for the SIS; an updated regulatory



Forest, biological diversity, water, indigenous peoples. © Ecuador UN-REDD National Programme

framework proposal for REDD+; a funding strategy; closing event and final report of the NP.

The programme had no midterm review. It was granted a no-cost extension, including an operational end date in late 2014 and a financial end date in June 2015. This report is a preview of the NP final report. The final report, compiling the latest progress and definitive achievements of the NP, will be presented in June 2015. While the NP's role has been crucial for the REDD+ readiness phase in Ecuador, some features needed to complete this phase and implement the four REDD+ pillars and the Warsaw Framework for REDD+ will be finalized through the targeted support requested from the UN-REDD Programme.

NIGERIA

ACHIEVEMENTS

The Nigeria NP experienced a notable delay in implementation in 2013-2014 and progress was uneven, with implementation of some outputs having progressed well while others lagged behind. Substantial advances have been achieved in Nigeria's overall REDD+ readiness planning. The national R-PP was formulated and validated by stakeholders, then reviewed and confirmed by the World Bank's FCPF, securing US\$ 3.8 million for REDD+ readiness for Nigeria. This funding will complement the UN-REDD NP support well, and allow for REDD+ to be implemented in two new states. The Cross River State REDD+ team is in place in full capacity and has started organizing key dialogue exercises on REDD+, particularly around stakeholder engagement and governance.

National capacities on forest monitoring and MRV were substantially enhanced during 2014. A group of 49 experts were trained, while another successful training took place on national forest carbon inventory and allometric equations, attended by 25 active participants. The spatially explicit study of drivers of deforestation was completed in the Cross River State and, together with a preliminary study on the design of a forest carbon inventory, will serve as bases for the development of the FRL for the state, as well as serve as a model for other states in Nigeria.

A new Nigeria REDD+ & Climate Diplomacy Initiative, conceived in 2013,

was fully crafted in 2014 and is ready to be implemented in 2015. It will blend outputs related to advocacy, institution building and policy making thus increasing synergies and enabling the delivery of results in an efficient and timely manner in relation to Outcome 1 of the NP – Improved institutional and technical capacity at the national level.

A consultation workshop was held that helped guide work on identifying and assessing multiple benefits from REDD+ and spatial planning to support REDD+ planning in Cross River State; following this, a working session was also organized in Calabar from 3- 12 November 2014. The objective of this session was to further identify priority benefits from REDD+ to support land use planning and build capacity for key staff and stakeholders to guide work on safeguards, multiple benefits and spatial planning.

The Cross River State Green Economy Working Group was established in December 2014 and will soon see its mandate finalized to lead the green transformation, building on planned work on the economic valuation of the forests to the state economy and the scoping of private sector investment.

The Cross River State also initiated internal preparations to build the REDD+ strategy during 2015, taking a multi-sectoral approach. A Cross River State REDD+ Stakeholder Forum was also initiated to act as the primary platform for stakeholder coordination in the

In Focus

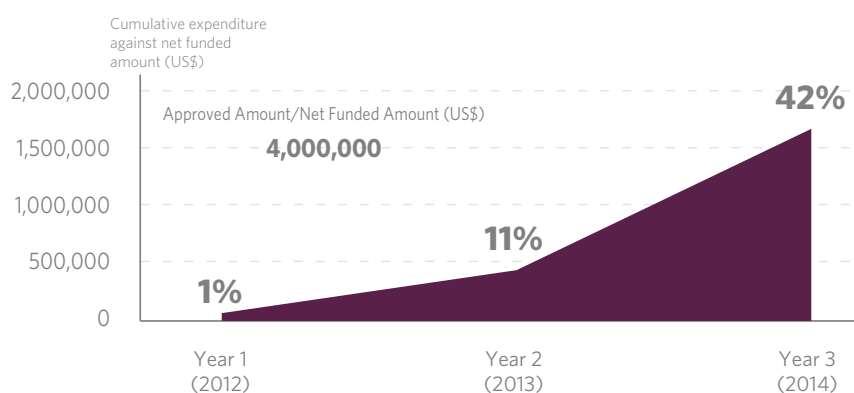
One of the most outstanding activities in 2014 was the launch of the remote sensing and GIS laboratory at the Cross River State's Forestry Commission, in Calabar. This achievement represents a breakthrough in the NP's efforts to operationalize and sustain a forest monitoring and MRV system in Nigeria through the capacity building of both state-level and federal government staff. An ongoing procurement plan for the purchase of forest carbon inventory equipment will complement the remote sensing component in order to render this laboratory fully-equipped for forest monitoring and MRV. The laboratory has recently been used for capacity building on spatial analysis of multiple benefits by UNEP. The new Remote Sensing and GIS Laboratory is equipped with hardware and software and is now fully operational, serving both analysis and capacity building initiatives in national forest monitoring, MRV and spatial analysis of multiple benefits.

development of REDD+ related strategies and activity implementation. As a start, the Stakeholder Forum validated the first draft Community Based REDD+ Country Plan for Nigeria.

RISKS, ISSUES AND RESPONSES

The NP encountered with an important delay in the delivery of outputs and finance due to a number of both internal and external sources. These include changes in government, delays in the recruitment of an international technical advisor, and the need to simplify the design of the programme to better adapt it to the REDD+ requirements according to the UNFCCC. A number of measures were taken in 2014 in order to accelerate implementation of the NP. A key success factor the recruitment of key national and international programme staff, which has been partly achieved. From the beginning of 2015 a new international advisor will be supporting the NP and its implementation.

FINANCIAL DATA



Source : MPTF GATEWAY

A joint UNREDD & Government mission will take place in 2015, after the Presidential elections, to review the programme and reorient activities and implementation arrangements for a smoother implementation.

Implementation is showing that the NP design was overly ambitious, with too many outputs i.e. 14 in place. Accordingly, the country intends to request a no-cost extension in early 2015, following which a joint UN-REDD/Government review of progress will be conducted, with the aim at injecting a number of design, institutional and operational changes to ease implementation and ensure a successful achievement of outcomes.

LOOKING FORWARD

Some activities were undertaken in 2014 that offer further opportunities for work in 2015. This includes the spatially-explicit study on drivers of deforestation in Cross-River State that analysed satellite images for three epochs (2000, 2007 and 2014). Activity data has been obtained for land use/land cover conditions in the entire State. Furthermore, a preliminary study on the design of a forest carbon inventory has led to the production of emission factors for the forest conditions. Data collected from these studies will push the programme forward towards the development of RLs in 2015.

LESSONS LEARNED

Nigeria has opted for a dual REDD+ approach, advancing REDD+ in a selected state (Cross River State) that will serve as model for other ones, while federal government provides the policy and institutional framing. This model seems to hold value for many countries – especially those with large surfaces or complex REDD+ challenges. Nigeria will therefore be able to offer valuable lessons on how to conduct such a dual REDD+ approach, with flagship jurisdictions taking the lead.

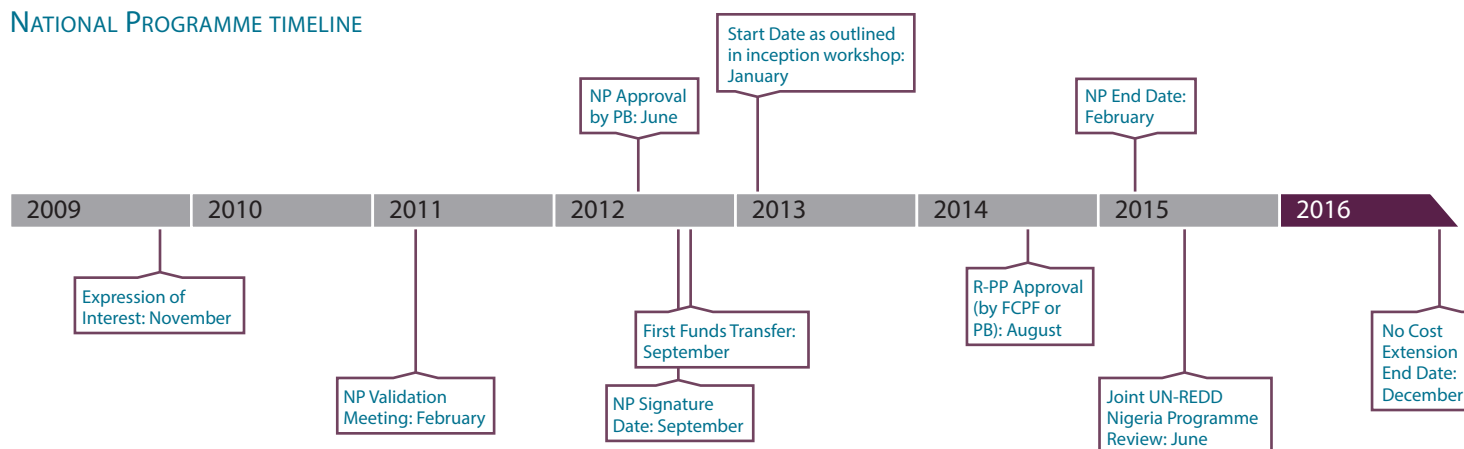
13 THE NATIONAL PROGRAMME IN NUMBERS

Indicators	Year 2 (2013)	Year 3 (2014)
Number of civil society organizations actively engaged in different aspects of the programme.	12	15
Number of people trained on REDD+ and climate change.	Men: 120 Women: 70	Men: 68 Women: 30
Number of people trained on forest monitoring and MRV.	-	85
Number of national consultation workshops held.	5	3

The work streams on the spatial mapping of the multiple benefits of REDD+ will be completed in 2015, on time to inform the Cross River State's REDD+ strategy and the related safeguards information. It will also sustain the work on the green economy transformation that REDD+ entails, taking into account the rapidly changing social, economic and political environment.

It is anticipated that 2015 will serve to produce the first version of the REDD+ strategy of Cross River State, based on sound ongoing analysis and multi-stakeholder and cross-sectoral dialogue around the actual drivers of deforestation. Meanwhile, at national level, the government will roll out REDD+ in two new states thanks to the FCPF funding, hence consolidating REDD+ as a genuine national endeavour.

NATIONAL PROGRAMME TIMELINE



PANAMA

ACHIEVEMENTS

The Panama NP made important progress in 2014. This was due to the programme being redefined and relations being re-established with indigenous peoples, sealed by the signature of the Memorandum of Understanding (MoU) between the National Coordinating Body of the Indigenous People of Panama (COONAPIP) and Panama's National Environmental Authority (ANAM). This MoU aimed to implement collaborative actions, including activities from the UN-REDD Programme and REDD+ in general, so as to develop a national environmental agenda.

The consultation and participation process for developing Panama's REDD+ National Strategy has been underway since January 2014. The identification of key stakeholders such as international organizations and private and public institutions, indigenous peoples, Afro-descendants and peasants has been revised. The active listening process and reactivation of the REDD+ National Round Table in June aimed to inform of progress on REDD+ readiness activities, such as the 2012 coverage and land use map, the national forest and carbon inventory pilot phase, economic analysis and possible scenarios of REDD+ policies. This also allowed for an exchange between key stakeholders that took part in the active listening process, with the presentation of action plans to define the National REDD+ Strategy options.

Other achievements include:

- Completed the first phase of the active

listening process with key stakeholders.

- Gathered comprehensive information from the forest assessment in Panama and from future policy priorities identified in the framework of the REDD+ National Strategy.
- In November, organized a Forest Expert Workshop which served as a meeting point for stakeholders to discuss and agree on the main issues to be included in Panama's National REDD+ Strategy, whilst also sharing ANAM's vision on REDD+ within the framework of the Climate Change Strategy.
- COONAPIP improved its capacity on transparent management of financial resources and accountability, including by recruiting indigenous peoples as technical staff.
- The three phases of the process for institutional capacity building, as well as the Outreach Plan of Panama's REDD+ National Strategy, have been jointly completed with ANAM.
- Required technical input for the analysis of historical deforestation, consultation with key stakeholders, opportunity costs, scenario of REDD+ policies, potential incomes and the articulation of the multiple benefits of forests completed, feeding into the development of Panama's REDD+ Strategy.
- The geoportal is already active on [ANAM's webpage](#) and is an easy and simple way to manage and analyse areas of interests for the user, initially from the 2012 land cover and land use map.
- The pilot phase of the carbon and forest inventory is 87 per cent complete and

In Focus

Based on the respect of traditional authorities, the mechanisms supporting the consultation process for indigenous peoples have been agreed and implemented under a self-management scheme and coordinated with COONAPIP. This follows the revised NP results framework approved at the Eleventh UN-REDD Programme Policy Board meeting held in Geneva in December 2013. The first round of consultations was completed using their own "Balu Wala" methodology. In the meantime, the Congress of Madugandi District expressed its interest to participate in REDD and asked the NP for resources to hold consultations in its territory.

progress has been made on gathering field information by forest companies, indigenous people's organizations and CSOs.

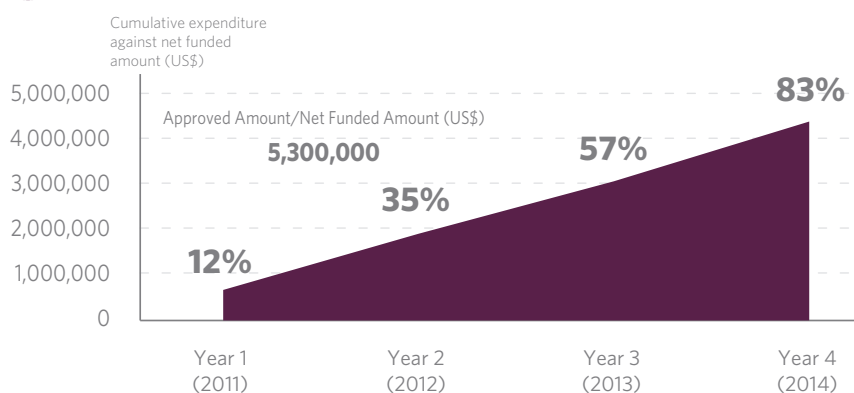
- Panama's NP Steering Committee met twice and decisive actions were taken to advance the preparation of REDD+ in Panama. This saw indigenous peoples' representation being incorporated and a commitment made to produce a draft National REDD+ Strategy.

TARGETED SUPPORT

Total amount approved in 2014:
US\$ 345,000

Objective: support to complete the country's NFMS; forest monitoring at community level; promote direct investment in emission reduction activities; and identify funding options for green economy

FINANCIAL DATA



Source : MPTF GATEWAY

made on identifying, in collaboration with COONAPIP, main activities to be included the pilot projects for community forest monitoring, and the equipment and training needs.

RISKS, ISSUES AND RESPONSES

One of the risks for the NP during the former government (2009 – 2014) was the frequent administrative changes within and outside the ANAM, creating delays in ANAM's decision making. In 2013, when the NP was affected by COONAPIP's withdrawal, ANAM and the participating UN organizations of the UN-REDD Programme requested an investigation into the complaints and proceeded with the midterm evaluation of the NP. During the assessment, the ANAM authorities held meetings with the COONAPIP leadership and the UN-REDD Programme, where it was recognised that mistakes had been made throughout the process. ANAM stated its commitment to continue with the NP and proposed to COONAPIP that a new proposal for collaboration in the NP be presented – a challenge that was accepted. As a result, the NP was reformulated and extended until June 2015, with approval by the UN-REDD Programme Policy Board in December 2013.

Elections were held in May 2014, resulting in a change of government in July 2014. From the start, ANAM presented civil society with a proposal aimed at raising ANAM's profile to a ministerial level in order to take tough decisions, such as the incorporation of policies for sustainable development. The indigenous people's representative group was part of Panama's

LESSONS LEARNED

- Need to improve effectiveness, efficiency and transparency of the programme's actions.
- The timely intervention on the IP conflict demonstrates ANAM's leadership, in close collaboration with the participating UN organizations.
- Active listening and transparency in the participation and consultation process is an important pillar when reaching agreements to elaborate Panama's REDD+ Strategy.
- To work on the basis of construction and transformation dialogue.
- Recognition that the dialogues with indigenous peoples must be established in a technical level and the documents must be known and available to the traditional authorities of the twelve structures for their ratification.
- Awareness and training of key stakeholders in an input process will strengthen our relationship with the forest.
- To work on the basis of FPIC and elaborate safeguards with key stakeholders.



THE NATIONAL PROGRAMME IN NUMBERS

Indicators	Year 1 (2011)	Year 2 (2012)	Year 3 (2013)	Year 4 (2014)
Number of civil society organizations actively engaged in different aspects of the programme.	6	11	7	41
Number of people trained on REDD+ and climate change.	-	-	-	Men: 190 Women: 191
Number of national consultation workshops held.	1	3	0	2

delegation to COP20 held in Lima, Peru. Furthermore, the Climate Change Unit team was reinforced so as to comply with the Climate Change Programme and advance in the preparation of REDD+ in Panama.

LOOKING FORWARD

The NP will close in June 2015. Four REDD+ components have advanced in the

readiness stage, namely: (i) involvement and consultation for REDD+ National Strategy; (ii) developing the operational, legal and financial framework; (iii) generating knowledge on FRLs and, (iv) designing the NFMS and SIS. In order to make transition from REDD+ readiness to implementation stage, it is expected to receive support from the FCPF.

NATIONAL PROGRAMME TIMELINE



PAPUA NEW GUINEA

ACHIEVEMENTS

During its fourth year of implementation, Papua New Guinea's (PNG) NP made significant strides in all Outcome areas:

Outcome 1. Management arrangements: Communication between national and provincial governments strengthened and collaboration with other REDD+ related donor-funded activities enhanced through activities to support national REDD+ management arrangement.

Outcome 2. National MRV development: So as to develop PNG's National REDD+ Information System, a final draft of the National Guidelines for Social and Environmental Safeguards was developed, incorporating adequate differentiation on regionally relevant principles, indicators and criteria. A web portal for PNG's NFMS was developed and will be launched online following stakeholder consultations.

PNG is building capacity to have real-time forest monitoring using Terra Amazon GIS software. Four officers from the Office of Climate Change and Development (OCCD) underwent two weeks of training for the Terra Amazon GIS software tool at the Brazilian Space Agency. The remote sensing-based Phase 1 assessment of PNG's NFI, which involved a national land use and land use change assessment for 1999-2013 was completed and methodologies for field sampling were finalized. A number of training events on NFI were conducted for capacity building, including the first training on a GHG inventory for the land use and forestry

sector using data from the national land use assessment.

Outcome 3. Establishment of FREL/ FRL supported: The first national FREL/ FRL workshop was held in October 2014, resulting in an agreement on the purpose, scope, methodology and scale of FREL/ FRL development. Also, a FREL/FRL roadmap for 2014-2015 was elaborated and agreed with stakeholders, with the target of drafting a technically sound FREL/FRL for PNG for possible submission to the UNFCCC during 2015.

Outcome 4. Monitoring of abatement concepts supported: Terms of Reference for subcontracting the monitoring of abatement concepts, in combination with assessment of national circumstances was prepared and the Institute of National Affairs was identified as the potential sub-contractor.

Outcome 5. Stakeholder engagement: Considerable progress has been made with respect to overall REDD+ awareness raising and institutional strengthening, both at the national level and at the provincial level, with outreach to local level government. A working final of the National FPIC Guidelines was finalized and will be validated in the field in 2015. National FPIC Guidelines have been recognized as widely consultative and responsive to multi-stakeholder comments. A final guideline, incorporating lessons from the field, will be endorsed by the National Executive Council. In addition, PNG's REDD+ Training Manual was

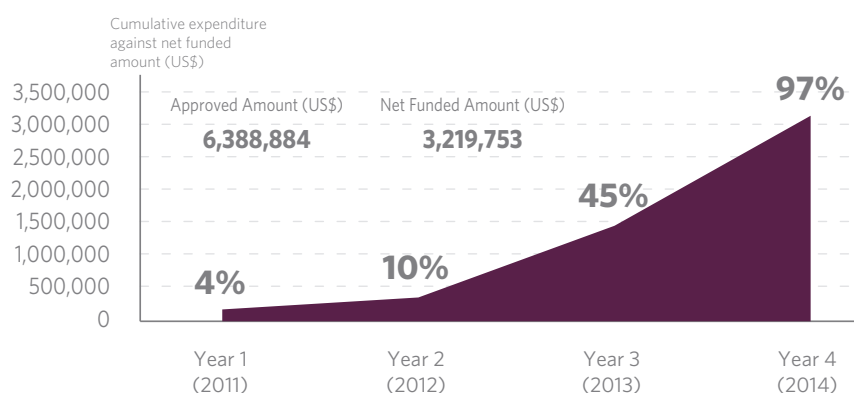
In Focus

Remote sensing-based national land use assessment using a customized version of FAO's Open Foris Collect Earth GIS tool was completed by the government. PNG was one of the first countries to complete a national assessment using Open Foris Collect Earth, which is considered as one of the most appropriate tools for forest monitoring and GHG inventory, especially for countries with limited capacity. The assessment significantly improved the understanding and status of PNG's forests. Forests cover 80.4 per cent of PNG's land area, which is significantly higher than the previous official figure (71.5 per cent with the new forest definition) recorded in the Forest Resource Assessment or FRA 2010. This was the first national forest assessment conducted since 1995. PNG will use Collect Earth data to prepare the first Biennial Update Report (BUR1) and the FREL/FRL for possible submission to the UNFCCC in 2015.

further developed. An Institutional Context Analysis was carried out to set the context for the analysis of benefit distribution options.

Through targeted support with a regional scope for the Pacific Islands, in 2104 PNG has participated in regional training events and had opportunities to share its knowledge and experience of developing a NFMS for REDD+ with other Pacific Island countries, in particular on its experiences with national land use assessments using Open Foris Collect Earth and designing a NFI. In turn, PNG has been exposed to other tools and methods employed by other countries and been able to better understand the particularly circumstances and technical capacities of government forestry officers in other Pacific Island countries.

FINANCIAL DATA



Source : MPTF GATEWAY

TARGETED SUPPORT

Approved amount to the Pacific Islands including PNG in 2014:
US\$ 1,415,000

Objective: support the establishment of forest monitoring and forest inventory support facilities in the Pacific Island countries.

LESSONS LEARNED

An Institutional Context Analysis can provide invaluable hidden information on incentives, interest and power-relations in the country, effectively influencing the success of any planned output and outcome. It supports development of strategies and guides effective recommendations. ICA has been used for Benefit Sharing Distribution Schemes (BSDS) design and provided useful entries for the BSDS expert as well as awareness of all key partners in the programme.



THE NATIONAL PROGRAMME IN NUMBERS

Indicators	Year 1 (2011)	Year 2 (2012)	Year 3 (2013)	Year 4 (2014)
Number of civil society organizations actively engaged in different aspects of the programme.	6	6	6	7
Number of people trained on forest monitoring and MRV.	6	2	123	102
Number of national consultation workshops held.	1	1	3	5

RISKS, ISSUES AND RESPONSES

REDD+ is a cross-sectoral issue and a variety of stakeholders are involved. The PNG UN-REDD NP is implemented by two national government agencies – OCCD and the PNG Forest Authority (PNGFA). A number of advantages exist to having multiple national implementing partners but also challenges, including communication, information sharing and jurisdictional overlap. However, as the implementation of programme activities has progressed, the level of communication and coordination between OCCD and PNGFA has improved. This is one of the major outcomes of the NP. Such collaboration between the key agencies is essential for progressing REDD+ implementation in the country. Further implementation of the NP is expected to further improve the collaboration between the two key agencies.

LOOKING FORWARD

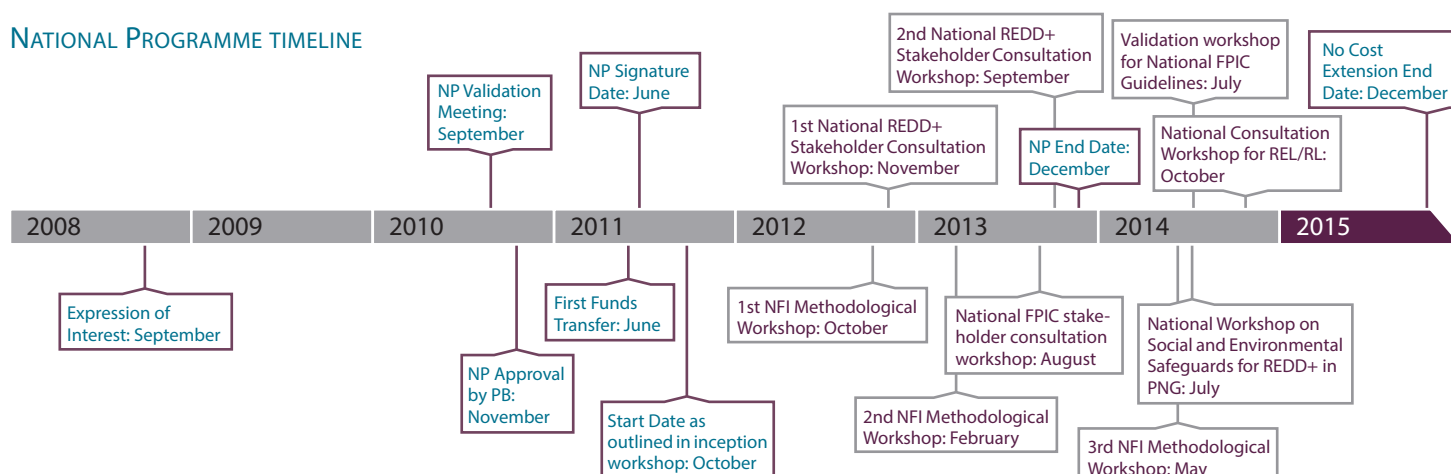
As the NP enters its final year of implementation, the programme expects to accomplish the following:

- Readiness management arrangements in place including strengthened private sector engagement in REDD+ readiness.
- Development of a National MRV system including a national REDD+ web portal and REDD+ information system.
- Draft FREL/FRL established and available for possible submission to the UNFCCC.
- Monitoring of abatement concept supported with assessments of national drivers of deforestation and forest degradation and abatement levers.
- Implementation of the communications strategy and consolidated information on REDD+ disseminated to all relevant stakeholders.



PNG government officers conducting national forest and land use assessment using Collect Earth tool. ©Hitofumi Abe

NATIONAL PROGRAMME TIMELINE



PARAGUAY

ACHIEVEMENTS

Early in the second half of 2014, the Paraguay NP's original work plan was revised in order to align activities with the Cancún decisions of the UNFCCC and the Warsaw Framework. From April to June 2014, the mid-term review process allowed for progress to be assessed and resulted in components and outputs to be redefined according to international agreements and national priorities. In the second half of 2014, this resulted in faster implementation of strategic NP activities.

Among the main achievements in 2014 are:

- REDD+ related goals added to Paraguay's new "National Development Plan 2030," approved at the end of 2014. The goals include the total suppression of illegal deforestation, an increase in the number of protected areas, a 20 per cent restoration of degraded ecosystems, an increase in forest areas and an increase in carbon-related incentives. The inclusion of these goals in this important document will facilitate future REDD+ policy discussions at national level.
- A decision was taken to gradually implement REDD+ at national level, starting by focusing on reducing deforestation. This decision was based on information produced during the year and on available data.

- Studies completed that will inform the decision-making process in the development of a national REDD+ strategy, such as on opportunity costs, deforestation projections, multiple benefits and aspects of land tenure.
- The NFI is now in its full implementation phase. A total of 60 sampler units in two forests strata have been collected. Preliminary results for these two strata have been presented to national stakeholders of the REDD+ community.
- Methodology and technical specifications for SLMS have been defined for cartography to be developed and used in the NFMS, and for building FRLs.



Workshop on "Reference Levels for Paraguay," September, 2014, Atyra, Paraguay with the participation of technicians from the Ministry of the Environment, National Forestry Institute, Federation for Indigenous Peoples Self-Determination, and the National University of Asunción. © Carmen Vallejo

In Focus

The key achievements by the NP in 2014 include:

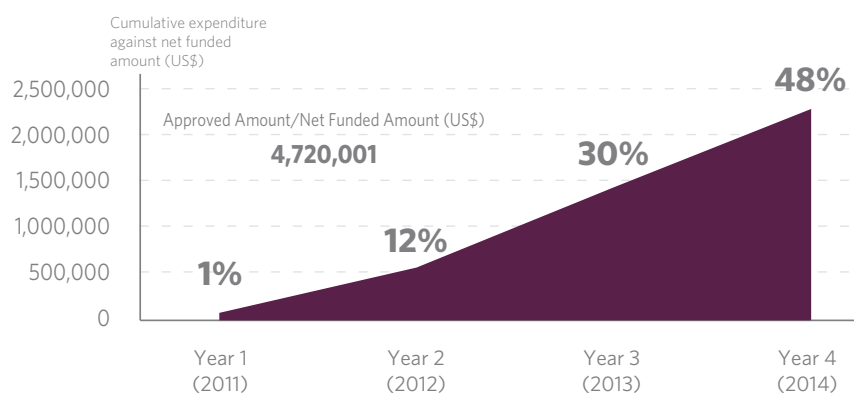
- An agreement was reached to adopt a draft bill or presidential decree on FPIC.
- Maps were drawn of forest canopy levels – including for Bosque Palmar – between 1990 and 2011.
- An analysis of forest dynamics from 1990 to 2011 was carried out.
- Measurements of the Chaco dry forest and the Eastern Region wet forest were completed for the NFI.
- A preliminary analysis of carbon product estimates was carried out based on data collected by the NFI.
- Institutions have agreed on a document related to the technical specifications and methods for mapping land use and land use change.
- Studies on opportunity costs, multiple benefits and deforestation scenarios have been finalized.

RISKS, ISSUES AND RESPONSES

One challenge faced in 2014 was the limited ownership of REDD by decision-makers from government institutions, as well as the personnel change in those institutions. Technical teams therefore did not always receive the political guidance and support necessary to implement projects. In turn, this has set back inclusion of the issue on the national agenda and hindered the involvement of other key stakeholders, such as peasant organizations, women groups and rural youth. Without a more active involvement of actors linked to deforestation in Paraguay, the future National REDD+ Strategy is unlikely to be properly implemented. This has also delayed the strengthening of national technical capabilities to work on issues such as the National REDD+ Strategy, safeguards and the definition of SIS, establishment of a FRL according to national circumstances, the GHG Inventory report, etc.

These elements were taken into account in the substantive review of the

FINANCIAL DATA



Source : MPTF GATEWAY

programme after the mid-term review and the planning of the final year of implementation, whose success will partly depend on a continuous dialogue between technicians and decision makers, and on the clear organization of the work teams responsible for the work plan activities.

LOOKING FORWARD

In 2014, REDD+ related goals were included in the National Development Plan 2030. This achievement will foster a dialogue among institutions, ministries and sectors in order to find an agreement on policies and measures to reduce illegal deforestation increase the surface of protected areas, restore 20 per cent of degraded ecosystems, increase forest areas and increase incentives related to carbon, among other goals. These policies and measures could contribute directly or indirectly to reducing deforestation at national level, which is the aim of the first definition of RELs and of Paraguay's national REDD+ strategy.

Paraguay intends to submit its RLs and BUR to the UNFCCC by December 2015, as well as its 3rd National Communication by the end of 2016, with support from the UN-REDD Programme. This demonstrates the commitment of the government point focal, Ministry of Environment, to the responsibilities set under the UNFCCC. This can be seen as a catalyst that will enable all REDD+ readiness work, supported by the NP, to make significant progress this year, with political decisions and actual achievements. It is expected

LESSONS LEARNED

- The active participation of non-governmental stakeholders such as the Federation for Indigenous Peoples Self-Determination (Federación por la Autodeterminación de los Pueblos Indígenas) in the decision-making and NP implementation process has ensured its continuity, despite frequent changes of government and technical teams.
- The creation of a technical and management team, including institutions that had never collaborated on a project implementation, is a new experience for Paraguay. However, it took several months to find a governance and leadership mechanism that would allow for the programme to be implemented. The coordination between technical team, political committee and programme management requires clear guidance on individual mandates and responsibilities, and an appropriate delegation of authority.
- Importantly, new authorities are driving this process more actively. It is important to prepare technical inputs so as to take advantage of these changing circumstances and to achieve rapid and significant progress when new conditions allow it.
- Coordination with other initiatives with strategic approaches similar to the programme is key to optimizing resources and prioritizing the necessary efforts.

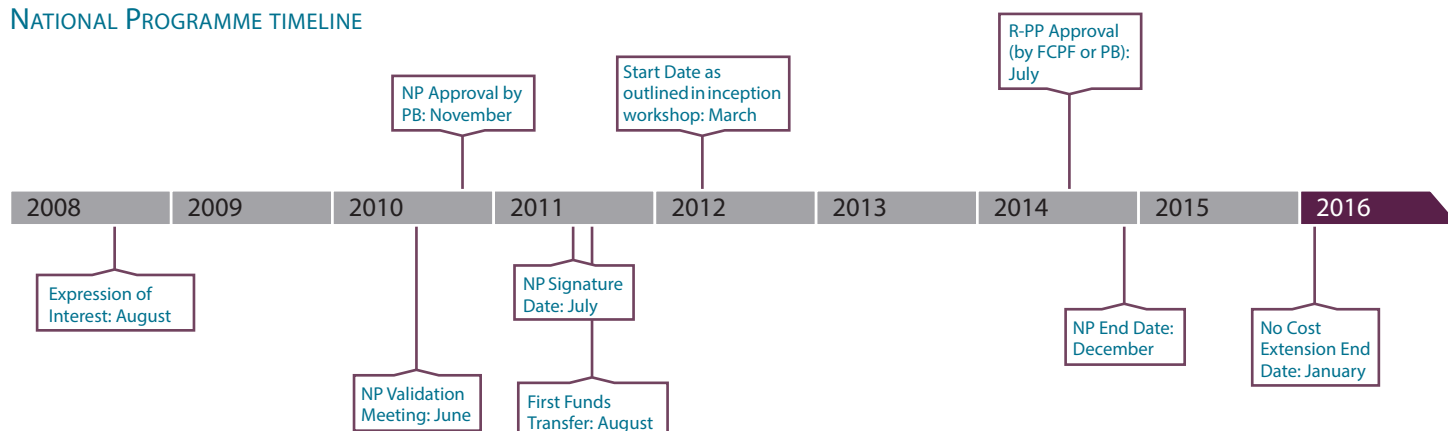
12 THE NATIONAL PROGRAMME IN NUMBERS

Indicators	Year 4 (2014)
Number of civil society organizations actively engaged in different aspects of the programme.	68
Number of people trained on REDD+ and climate change.	Men: 623 Women: 419
Number of people trained on forest monitoring and MRV.	86
Number of national consultation workshops held.	6

that the definition of the national authority selected for the UNFCCC, as well as the focal point for Green Climate Fund, will clarify roles and responsibilities among the

institutions involved. This should facilitate the REDD+ readiness processes in 2015.

NATIONAL PROGRAMME TIMELINE



PLURINATIONAL STATE OF BOLIVIA

ACHIEVEMENTS

The Plurinational State of Bolivia's (Bolivia) NP was able to resume in April 2014 under Bolivia's Joint Mitigation and Adaptation Mechanism for the Sustainable Management of Forests and of Mother Earth (Joint Mechanism) through a process of high-level negotiations and coordination meetings with country focal points. These were held to revise the NP activities and re-name the NP "Support for the joint mechanism of mitigation actions on climate change in Bolivia's forests".

The NP's restart in 2014 contributed to the close coordination of activities and creation of synergies between the General Management of Forestry development (DGDF), the Plurinational Authority of Mother Earth (APMT) and the Forest and Lands Audit and Social Control Authority (ABT). This has in turn contributed to improved planning and avoids duplications of effort,

reinforcing current public policies under the joint mechanism for integral forest management. Key achievements include:

- Collected and grouped sustainable forest management initiatives and associated data for use in the national forest and land use monitoring system. The design of this system has been developed and its geo-portal has been circulated for comments.
- Progress has been made on the framework law of the Plurinational System of Information on Mother Earth and Climate Change (MTCC), specifically on (a) the generation of data and information that would contribute to the Forests module; (b) on the subsystem of satellite monitoring of Deforestation and Forest Degradation; and (c) on the viability of the NFI, with the development of a pilot project (to achieve Output 1.2, Emission Benchmarks).

In Focus

The first national "Methodological tools for forest monitoring" workshop was held. The event brought together stakeholders from government institutions, academia and civil society to work on technical and institutional aspects relating to deforestation and degradation. This working group will work on the methodological construction of the livelihoods aspect for the NFI, as well as the gathering of information for the development of the MTCC monitoring system. The NP has joined forces with the Amazon Cooperation Treaty Organization project in order to complete the mapping of forests – strengthening a process that is already underway rather than duplicating work. Progress has also been made with the NFI feasibility study; this is accompanied by a pilot which has finished collecting data from the field.



Women in a nursery for the reforestation of Buddlejia trees. ©FAO/Roberto Faidutti

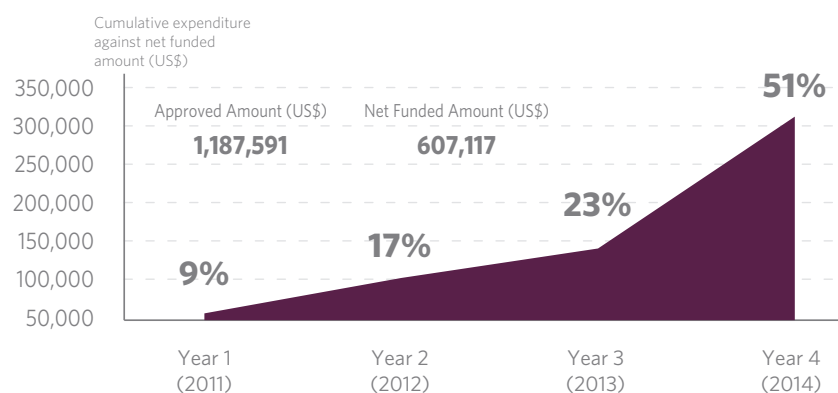
- The conceptual framework of the NFMS is still being developed and will help define the institutional arrangements that will define the system and its use.

RISKS, ISSUES AND RESPONSES

Due to political reforms on the country's new constitution, the risk of regulatory change exists – such as with the Forest Law, which can have a positive impact on coordination of the forest sector. This is the same law that would be linked to the Act 300 and the Joint Mechanism. Since there are different institutions involved in forest governance, work is foreseen to take place in a process of institutional coordination in order to build a programme or forest policy that makes a fundamental contribution. The Act 300 and the Joint Mechanism have not been adopted by other sectors – it is a new process and the NP is contributing to its ownership and mainstreaming.

The effect that the global economy – such as the falling price of oil – has had on activities has caused the government to look into other areas such as the agricultural sector in order to increase food

FINANCIAL DATA



Source : MPTF GATEWAY

production for domestic consumption and an increase in exports in the short term. This measure may lead to agricultural land (or 'the agricultural frontier') being expanded. In 2014, no actions were taken in this respect. These actions will be projected as part of the 2015 administration through the work of the new ministerial cabinet, which will look to diversify production for comprehensive development that is in harmony with Mother Earth.

Aside from risks related to existing operations, whether those that are currently ongoing or being developed or designed to boost capacity, individual risks depend on the technical team with whom the coordination is taking place. The technical teams are currently working together, even regarding support consultants.

LOOKING FORWARD

A meeting of the NP Coordination Committee will take place in March 2015, where the NP's progress will be presented. The agenda also include the revision and update to the 2015 work plan, the official request to extend the NP until the end of 2016 (already communicated to the UN-REDD Programme Secretariat and the Policy Board in the annual review of 2013) and the approval and signature of the annual report.

One of the key milestones for 2015 is to have a strategy to establish a technical coordination unit to monitor the forest node under the framework of the Joint

LESSONS LEARNED

Having focal points from different institutions involved in forest management, as well as including other institutions also in charge of the sector – has contributed to create close coordination between them, taking advantage of this unique circumstance that has occurred on very few occasions. Efforts are made to involve other sectors, such as the land sector, in the development of a map that shows changes in land coverage and use.

The flexibility to realign NP activities with national priorities related to climate change mitigation, supporting the government's efforts and allowing the Joint Mechanism to function, has been crucial to restarting the NP together with national actors. Coordination between the NP and other international cooperation programmes (such as with DANIDA's funding) and with other FAO projects/programmes at national and subnational level (such as the Forest and Farm Facility) has proven to be of utmost importance in supporting the creation and reinforcement of geographic platforms, and has shown that the supplementary agreements proposed in the Act 300 are possible.



THE NATIONAL PROGRAMME IN NUMBERS

Indicators	Year 4 (2014)
Number of civil society organizations actively engaged in different aspects of the programme.	5 active in the technical boards
Number of national consultation workshops held.	1 workshop Men: 60 Women: 30


Mechanism and the MTCC. This will include a technical committee to analyse data and create a data centre for its dissemination via a web platform.

The technical committees will be brought together for a second workshop on forest monitoring to facilitate the participatory construction of a Monitoring System of Forests and Mother Earth for the country.

Progress will be made in harmonizing deforestation maps, for use within the monitoring system, as well as on forest nodes.

The pilot NFI will model data in order to contribute to a standard which will then be approved. The data will also act as an incentive for indigenous and peasant communities to manage forests.

NATIONAL PROGRAMME TIMELINE



REPUBLIC OF THE CONGO

ACHIEVEMENTS

The Republic of the Congo NP reached cruising speed in 2014. All planned activities got underway and significant advances were made – especially regarding the technical and political discussions leading to the preparation of the national REDD+ strategy, forest and carbon MRV systems, RLs and the SIS.

Efforts made during 2014 will continue into 2015, a year in which the country intends to finalize the setting up of the REDD+ technical and strategic tools, and to develop FRL/FREL for presentation at the COP21 in Paris.

RISKS, ISSUES AND RESPONSES

In order to capture progress made in matters of forest governance and to fulfil the commitments of building stakeholder capacity, several training sessions have been provided in the fields of GIS, remote sensing and forest inventories and management.

Dossiers on setting up the register, pilot projects and small grants have lagged a little. Discussions that should feed into development of the strategy have not sufficiently taken into account the results of studies carried out to date with support from the NP and from other partners.

In Focus

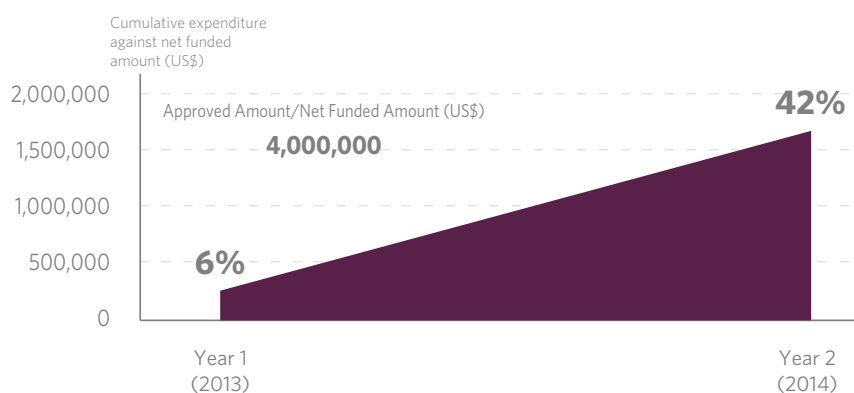
The NP has allowed for structures to be set up at national and decentralized level to manage the REDD+ process. The preliminary version of the national strategy has been prepared and safeguards set up following extensive consultations. The Cadre de Concertation des Organisations de la Société Civile et des Peuples Autochtones (Consultation Framework for Civil Society and Indigenous Peoples – CACO-REDD+) has been rolled out in each of the country's departments. The CACO-REDD+ plays an active role in building strategic and technical tools defined by the Republic of the Congo to guarantee transparency and a participatory approach in the REDD+ process. Furthermore, several key studies that aim to support the consolidation and finalization of the national REDD+ strategy are being carried out. These include studies on mapping multiple benefits and Congo's REDD+ potential. Management bodies and a REDD+ communication strategy have started to be implemented at both national level and in the departments.



Rainforest trees blossoming. ©FAO/Mario Marzot

The launch of field projects and inter-sectoral dialogues are ways of programme-based sharing, but have not so far been fully deployed. Direct intervention by the UN-REDD Programme team enabled the technical content of those tools to be improved.

FINANCIAL DATA



Source : MPTF GATEWAY

Country ownership of the NP has been strengthened by engaging national actors in all exchanges and studies, from the design stage of the studies' terms of reference right up to the final selection and recruitment of experts, thereby promoting transparency. Arrangements are also in place to train and involve the national implementing partner as much as possible in the studies' implementation.

LOOKING FORWARD

For 2015, the NP aims to work with donors and other national and international decision-makers to consolidate the

preliminary version of the national strategy – approved at the national workshop held in December 2014 – as well as the investment plan, the plan for FRL/FREL and the operation of the NFMS web portal. A series of capacity-building activities, including on the GHG Inventory are also planned, together with the publication of the report into the 3rd National Communication to the UNFCCC.

One challenge would be to carry out a series of activities in order to finalize the programme in line with the initial forecast. The programme has set itself the objective of doing so by the COP21 talks in Paris, so as to allow the country to present its tools at the event.

LESSONS LEARNED

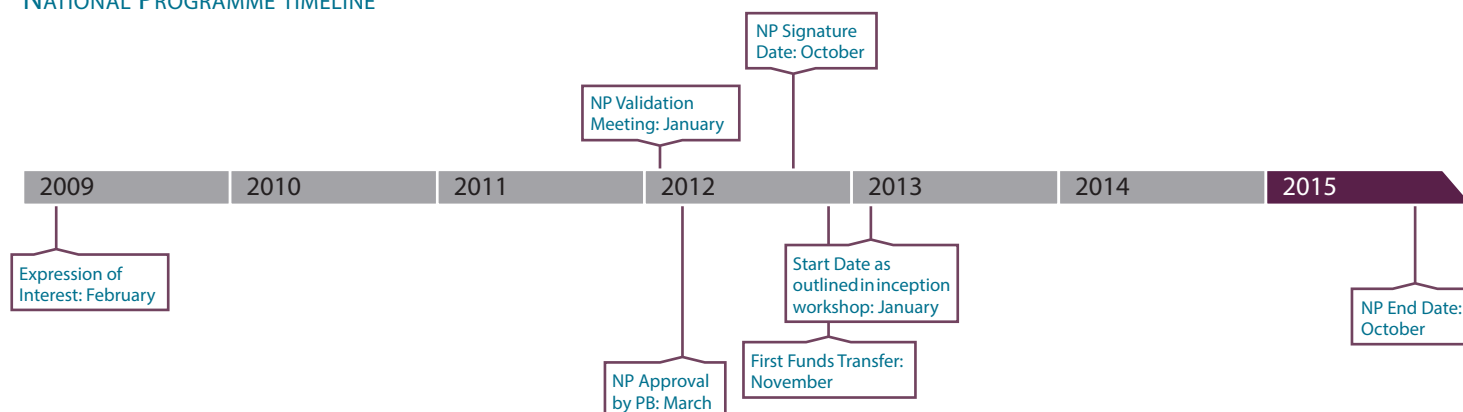
At operational level, the NP benefits from the committed support from the three Participating UN Agencies of the UN-REDD Programme: UNDP and FAO have offices and UNEP has its technical adviser in Brazzaville. At the technical level, in light of the time allocated to the NP, it is important that the UN-REDD Programme regional and global technical teams be mobilized for on-off interventions. Furthermore, in order for the REDD+ process to be truly inclusive, it is necessary to ensure that each stakeholder group is represented, with the aim of ensuring that – from the very outset – they are part of strategic discussions and take part in constructive exchanges.

13 THE NATIONAL PROGRAMME IN NUMBERS

Indicators	Year 1 (2013)	Year 2 (2014)
Number of civil society organizations actively engaged in different aspects of the programme.	1*	1*
Number of people trained on REDD+ and climate change.	Men: n/a Women: n/a	Men: n/a Women: n/a
Number of people trained on forest monitoring and MRV.	-	16
Number of national consultation workshops held.	-	21

* Civil society has based itself on CACO-REDD, which brings together 80 NGOs and associations (including those of indigenous people).

NATIONAL PROGRAMME TIMELINE



SRI LANKA

ACHIEVEMENTS

The Sri Lanka NP has established a Programme Executive Board (PEB), which consists of cross-sectoral public institutions, civil society and indigenous representatives. A Programme Management Unit (PMU) has been established to coordinate and manage activities under the leadership of the NP Director, who is the Conservator General of Forests. The Forest Department is the lead implementing partner and works closely with the Climate Change Secretariat of the Ministry of Environment and the Department of Wildlife Conservation. Achievements in 2014 include:

- Established a civil society platform and an indigenous peoples' forum, as well as a fully functional Task Force on MRV.
 - Carried out an institutional review of Sri Lanka's policies, policy instruments and institutional arrangements for REDD+.
 - Completed a study on drivers of deforestation and forest degradation. The study prioritized several policies and measures which will be considered in the development of the roadmap for REDD+ implementation. These key REDD+ policy-related discussions are led by the newly established Taskforce on Public Policies and Strategies, whose membership consists of senior managers of relevant national sectoral institutions, in close consultation with the civil society platform and indigenous people's forum.
 - Official approval of a set of terms of reference for pipeline activities for 2015 on the prioritization of policies
- and measures, design of REDD+ fund management architecture, assessments of grievance mechanism and non-carbon benefits and safeguards and SIS development. A draft plan for private sector engagement has also been developed through interviews and consultations with relevant stakeholders.
 - Developed a MRV action plan, which is being implemented under the direction of the Task Force on MRV. A comprehensive capacity development programme is underway with numerous training programmes conducted both locally and internationally covering areas such as GHG inventory, remote sensing, building tree allometric equations, Land Cover Classification Systems and NFI design.
 - Produced a Communication Strategy for the NP. A website for Sri Lanka REDD+ has been developed and is ready to be launched. A team of environmental journalists has been identified so that information on REDD+ can be disseminated through the media.
 - The Community Based REDD+ programme has been introduced to provide indigenous and non-indigenous local communities and civil society with funding to support the participation of communities in the REDD+ process. A CBR+ National Steering Committee has been established and a draft CBR+ Country Plan developed through numerous consultations.
 - In December, the four Implementing Partners, including the Forest Department, initiated an internal review

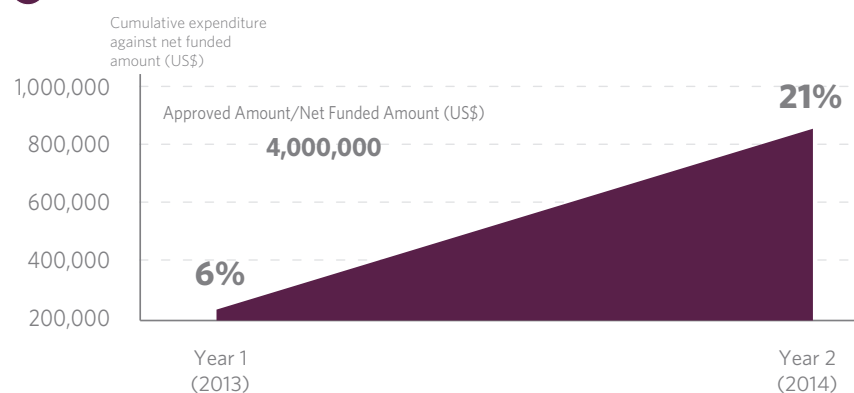
In Focus

Among the major achievements is the identification of major drivers of deforestation and forest degradation in the country, an assessment of the capacities and the gaps of the current institutional mechanism for implementing a REDD+ programme, the identification of key entry points for private sector engagement in the REDD+ process, the establishment of a fully functional Task Force on MRV with the capacities built to support major decision making on the GHG Inventory, NFI and NFMS for REDD+ and development of Communication Strategy.

of the NP to take stock of critical issues, risks as well as good practices in the current Programme delivery structure and arrangements, and to recommend specific actions for improvement. This was part of the commitment to ensure operational effectiveness and efficiency of the Sri Lanka's NP.

The targeted support approved in 2014 is addressing gender consideration and inclusion of women in REDD+ policy processes. The main implementation will take place in 2015.

FINANCIAL DATA



Source : MPTF GATEWAY

TARGETED SUPPORT

Approved amount in 2014:
US\$ 30,000

Objective: support women's inclusion and address gender considerations in REDD+ policy processes by establishing a gender sub-group within Sri Lanka's REDD+ CSO Forum.

RISKS, ISSUES AND RESPONSES

Meeting the expectations of a diverse multi-stakeholder audience has always been a challenge. A lack of coordination at the top level of key institutions working in the environment sector has also affected implementation. Continuous engagement

of these key actors through the PEB and programme activities has mitigated this risk and all stakeholders are now being consulted as the REDD+ roadmap is developed.

There is a lack of qualified and experienced national personnel needed to undertake important studies required under the programme. The PMU has tried several avenues, including headhunting, to secure the best human resources, with mixed success. Regular transfer of officers in government departments jeopardizes the sustainability of technical capacity building exercises. A 'Training of Trainers' programme is being considered as a way of ensuring that knowledge is transferred within departments.

A full-time chief technical advisor has become critical to the NP in order to enhance technical coordination between the five outcomes of the programme. Compared to MRV, the low engagement by national counterparts in safeguards, communication and knowledge management may be attributed to the absence of task forces in these areas. However, a decision on whether these task forces are needed should be considered in light of the availability, diversity and capacity of national counterparts.

The NP receives funds from the three UN organizations through three different funding modalities. This presents a significant challenge for the government implementing partner, the Forestry Department. A new modality is being developed to channel funds for the communications component. The change of the government as a result of the recent presidential election, the proposed

LESSONS LEARNED

It is challenging to keep to the programme timeline while adhering to government regulations. It is not always appropriate to channel funds through government institutions, so other transfer modalities should be available. For sustainable transfer of technical knowledge, a 'Training of Trainers' model should be adopted and participation of government officers in training events and workshops should be consistent in order to develop knowledge among the departments. Engaging government departments in the preparation of programme activities, including general awareness raising events on REDD+, has helped them understand the programme's objectives.



THE NATIONAL PROGRAMME IN NUMBERS

Indicators	Year 1 (2013)	Year 2 (2014)
Number of civil society organizations actively engaged in different aspects of the programme.	7	10
Number of people trained on REDD+ and climate change.	-	Men: 85 Women: 65
Number of people trained on forest monitoring and MRV.	-	150
Number of national consultation workshops held.	1	5

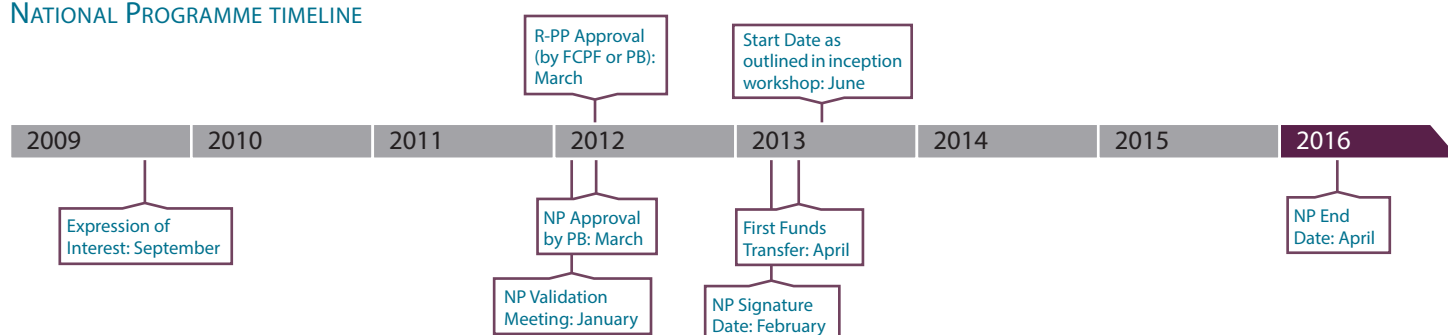
constitutional amendment, and upcoming general election will present challenges for timely implementation of programme activities.

LOOKING FORWARD

The President of Sri Lanka will directly head the line ministry for the environment, as well as the general development agenda. This will create more favourable political conditions for the programme's implementation. A fully functional website is planned under the communications component. Other key activities include studies to follow on from the drivers of deforestation and forest degradation study, including on the relevance of

tenure issues for potential policies and measures and on the contribution of the green economy to Sri Lanka. Significant progress is anticipated in the development of the NFMS for REDD+, including a proposal for design of the NFI and a satellite monitoring system, and training on GHG inventory for implementing partners. A proposed approach for developing a national SIS is anticipated, building on preparatory studies such as the assessment of grievance redress mechanisms. A multi-stakeholder consultation process on the development of a national REDD+ Roadmap will begin, building on the outcomes of the drivers study and the institutional analysis.

NATIONAL PROGRAMME TIMELINE



ACHIEVEMENTS

In its fourth year of implementation, all major outcomes and outputs of the Zambia NP were achieved. Most notably, the National REDD+ Strategy was drafted and anchored on widespread stakeholder consultations, communication and knowledge management at national and provincial levels. The strategy provides an overall vision, measures and actions to address deforestation and forest degradation, and demonstrates the country's global and national commitments to promote REDD+. The strategy furthermore provides the framework to facilitate stakeholder consultations, ensuring its buy-in as consensus building on how to address drivers of deforestation. Key studies underpin the strategy's development, including those on the drivers of deforestation and the economic valuation of forests and ecosystem services.

Importantly, Zambia has integrated in its strategy the framework for all four key elements of the Warsaw Framework, thereby positioning Zambia for REDD+ implementation:

- an approach for the assessment of FREL/FRL has been identified. The land cover mapping and forest inventories in all ten provinces has been completed, which will serve the basis for development of the FREL/FRL;

- A Web Portal which incorporates the NFMS and a REDD+ Wiki/Database has been developed. The idea of bringing the NFMS and the REDD+ Wiki together is a novel one. Amongst other benefits, this will enrich and enhance stakeholder engagement and insights on REDD+, and potentially offer a gateway for including information on governance, REDD+ activities and overall social and environmental safeguards on REDD+.
- A country approach to safeguards is also outlined in the strategy.

Finally, a Climate Change Secretariat has been set up – a major achievement in the country in terms of ensuring due cross-sectoral policies for climate change and for mobilizing finance. It also provides a framework for integrating REDD+ issues across various sectors. The REDD+ National Coordinator was institutionally relocated to this Secretariat so as to foster linkages between REDD+ and the climate change mitigation agenda. This will also ensure that implementation of the strategy is comprehensive and inclusive.

Zambia has received Targeted Support from the UN-REDD Programme to assist with the completion of land-cover mapping and to support ongoing work on FREL/FRL development. The support was awarded in late 2014 and is currently underway, complementing NP outcomes related to NFMS and FREL/FRL.

IN FOCUS

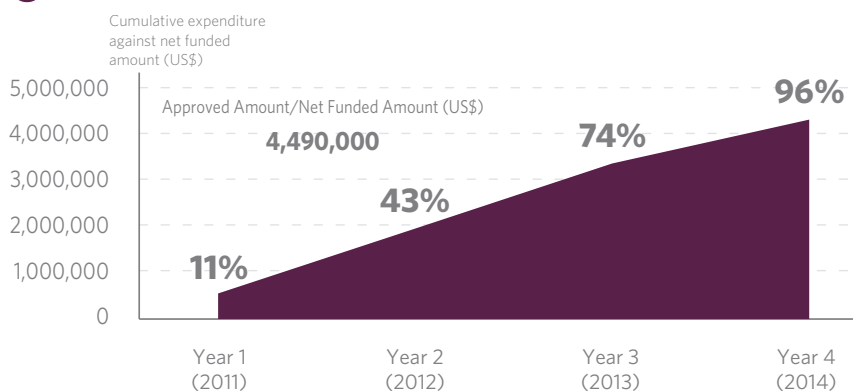
The NP has provided support to policy and legal processes including the draft Forest Policy. The draft National Strategy mentions that The [Forest] policy, which was approved by Cabinet in December 2014 but has yet to be officially promulgated, recognises REDD+. The policy makes explicit reference to the objectives of REDD+: "Zambia is expected to contribute to minimizing the impact of greenhouse gas emissions and conserving biodiversity through the achievement of these policy objectives related to socio-economic and ecologically sustainable forest management, maintaining and increasing the total natural forest cover and by increasing the percentage of land under plantation." The policy embraces social and environmental safeguards and recognizes carbon as a forest product like timber and others, but the forest regulations have yet to specify rightful claimants to carbon rights (Ref: draft strategy).

TARGETED SUPPORT

Approved amount in 2014:
US\$ 40,000

Objective: support to improve the quality of land cover change assessment and to establish FREL/FRLs in Zambia

FINANCIAL DATA



Source : MPTF GATEWAY

RISKS, ISSUES AND RESPONSES

There have been frequent changes of permanent secretaries and Ministers in the Ministry of Land, Natural Resources and Environmental Protection. This has slowed down the process in terms of it having to be explained in its entirety to the new team. This was overcome by organizing frequent briefing meetings as well as the development of an info brief to ensure that the new team is always up to date with the ongoing processes. A further challenge was that the NP was overambitious in outlining too many outputs, activities and sub-activities which are sometimes overlapping and not

properly coordinated or sequenced. This was overcome by clustering and bundling activities and outputs so as to ensure efficiency and complementarity.

LOOKING FORWARD

The government, with the support of its UN partners, is developing a transitional plan to help mobilize partnerships, financial support and investments to transit from readiness to implementation. Proposals and concept notes are being developed to engage with key development partners in support of REDD+ implementation. A forum consisting of partners supporting environment, climate change and REDD+ issues has been established and this will prevent the debate on REDD from losing momentum and will also support fundraising efforts.

A good strategy and effective consultative processes is not enough to move to implementation and Result-Based Payments. This is due to a huge gap existing between development of the Strategy and the Result-Based Payment stage. In other words, how to support countries in phase 2 on investments is has not been clearly thought through, even at global level. Also, significant investment is required in order to benefit from Results-Based Payments. This may not be readily available after development of the strategy amidst competing needs at national level and in absence of financing agreed at UNFCCC level. There is therefore a need to support systems for investments (acting as motivators and incentives for action)

LESSONS LEARNED

It is important to avoid an over-ambitious NP design, so that a country can focus on the major elements leading to results based actions and future results-based payments. In addition, development of the four REDD+ elements (Strategy, FREL/ FRL, NFMS, and Safeguards) must be handled at the same time when feasible in order to help sequence activities and build stronger synergies.

REDD+ should not be seen as a separate development agenda or a stand-alone issue, but should rather be considered as an opportunity to mainstream, strengthen and consolidate existing efforts at national, provincial, district and community level. It is important to mainstream REDD+ into key national policies and legislation so as to support REDD+ implementation and as well recognize ongoing initiatives and broker strategic partnerships at an early stage for potential investment and financing.

Finally, the transition from REDD+ readiness to implementation is fluid, so readiness programmes should be designed keeping the transitional process in mind and develop a good exit strategy.



THE NATIONAL PROGRAMME IN NUMBERS

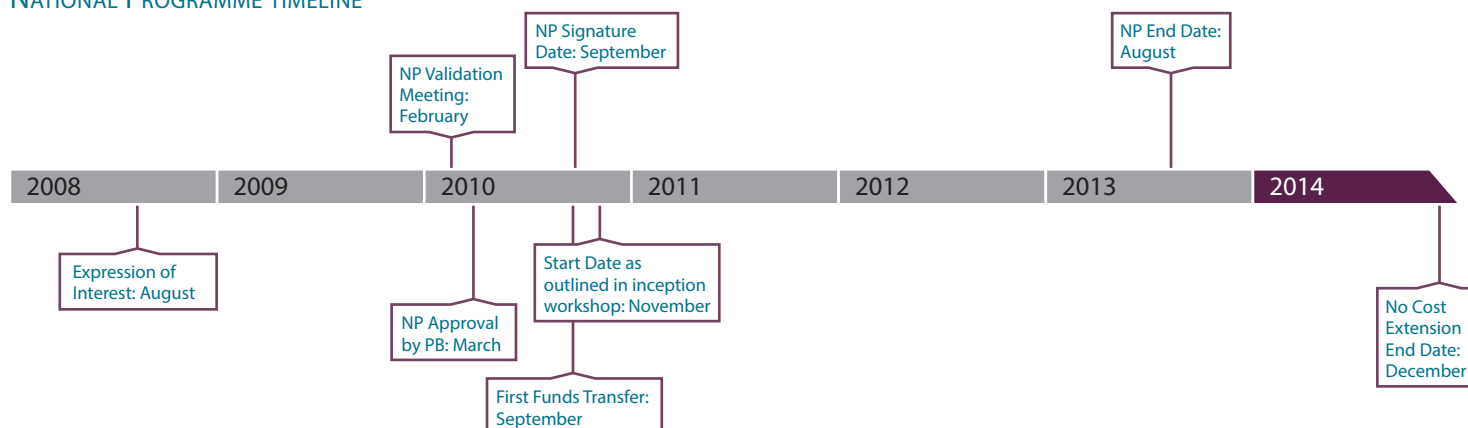
Indicators	Year 1 (2011)	Year 2 (2012)	Year 3 (2013)	Year 4 (2014)
Number of civil society organizations actively engaged in different aspects of the programme.	3	15	30	45
Number of people trained on forest monitoring and MRV.	25	70	60	50
Number of national consultation workshops held.	3	5	14	16

since these are the basis for creating Result-Based Payments.

In addition, a targeted support proposal is currently under development to ensure that the UN-REDD Programme continues supporting strategic and targeted activities to help Zambia transition to

strategy implementation. The targeted support will help, among others, develop an investment plan for the REDD+ strategy and strengthen stakeholder engagement, including the private sector and civil society in preparation for REDD+ implementation.

NATIONAL PROGRAMME TIMELINE



MRV AND MONITORING

OUTCOME 1.

REDD+ COUNTRIES HAVE SYSTEMS AND CAPACITIES TO DEVELOP AND IMPLEMENT MRV AND MONITORING

ACHIEVEMENTS

Significant progress was recorded on MRV and NFMS in 2014. Work in this area – especially on FRLs/FREs – is projected to grow as demands for technical backstopping and targeted support continuously increased in 2014. Overall, 29 countries – including all 21 countries with completed, active or starting National Programmes – advanced in designing and building their NFMS, meaning that they have one or more of the three NFMS pillars (NFI, Satellite Land Monitoring System, and GHG Inventory) and that the necessary institutional arrangements are under different stages of development. In parallel, all Partner Countries have enhanced their capacities on different aspects of MRV, NFMS and RELs through increased country specific support, sub-regional, regional and South-South training and exchanges, free online software tools tailored to country needs, 18 forest monitoring-related guideline documents and numerous technical reports.

For example, in 2014 alone:

- Over 3,000 people (28 per cent women) benefited from over 100 (8,000 person-day) capacity building workshops,

IN FOCUS

In 2014, special focus was given for supporting countries in the development and submission to the UNFCCC of their FRELs/FRLs. Ecuador and Mexico submitted their RELs to UNFCCC by the end of 2014. The Republic of the Congo, PNG and Zambia have taken initial steps for submitting FRELs to the UNFCCC for example, holding consultation with a wide group of stakeholders such as multiple government ministries, NGOs, academia and private sector. They have also developed roadmaps for making submissions to the UNFCCC, identifying follow-up activities and responsible technical working groups for the development of FREL/FRLs.

Knowledge on FREL/FRL and UNFCCC requirements on FREL/FRL development has increased for more than 100 technical staff from eight countries through five national workshops – DRC in September (20 participants-25 per cent women), Republic of the Congo in November (20 participants-20 per cent women), PNG in October (37 participants-35 per cent women), Viet Nam in December (15 participants-20 per cent women) and Zambia in April and July (over 40 participants), as well as through four sub-national workshops – Peru in April (69 participants-35 per cent women), Mexico in August, Viet Nam in December and Indonesia in August.

training sessions and events at country, regional and global level across all Partner Countries focused on different aspects and pillars of NFMS and reference levels. This represents a significant increase compared to previous years thanks to an increased budget allocation for 2014 for targeted support.

- The [GlobAllomeTree](#), a web-platform for tree allometric equations to support volume, biomass and carbon stock assessment, has been upgraded with new functionalities and now includes more than 9,500 equations in total,

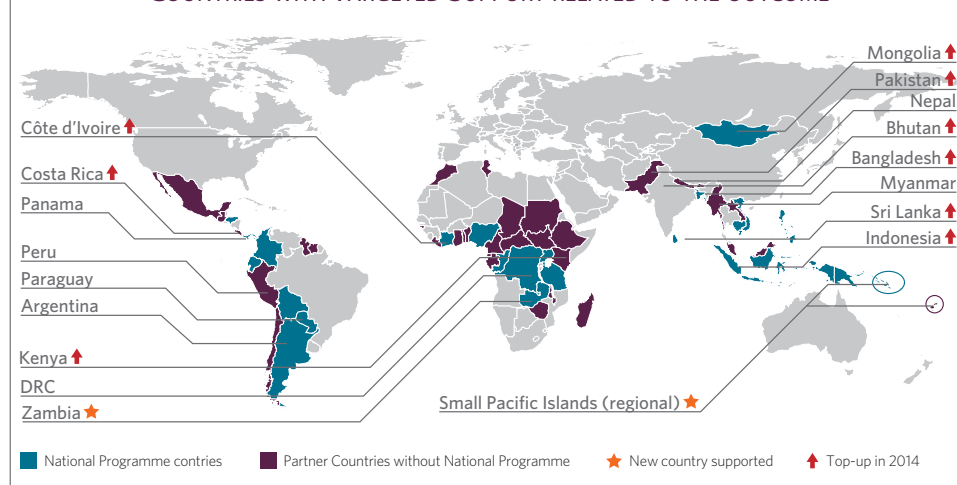
covering all ecological zones worldwide. This number includes 3,700 additional allometric equations developed in Bangladesh, Bhutan, India, Nepal, Pakistan and Sri Lanka in 2014.

- One global database for wood density and two sub-regional databases (South Asia and South-East Asia and the Pacific) for tree allometric equations were made available. One country (Tanzania) database was created and ten country tree species lists were compiled (Bangladesh, Cambodia, Cameroon, Costa Rica, DRC, Nicaragua, Peru, Philippines, Tanzania and Zambia).

- A fully operational and upgraded web portal Satellite Land Monitoring System for REDD+ or [slms4redd.org](#) was launched to publish knowledge materials, tools and documents on various aspects of NFMS and MRV, as well as training materials on portal customization and guidance for estimating forest area using Landsat and Rapid-Eye data.

- Enhanced knowledge and experience-sharing on [NFMS methods](#) was achieved through four regional South-South exchange workshops. For [Africa](#), one took place in Livingston, Zambia, in October and was attended by 85

COUNTRIES WITH TARGETED SUPPORT RELATED TO THE OUTCOME



participants (24 per cent women) taking part from 20 countries. Two took place in the LAC region – one in San José, [Costa Rica](#), in July on [GHG Inventories](#) attended by 56 participants (36 per cent women) from 14 countries and one in [Panama City](#), Panama in September attended by 40 regional experts (40 per cent women) from 18 countries on satellite land monitoring systems. One took place in the [Asia-Pacific](#) region in Hanoi, [Viet Nam](#), in October with over 60 experts (21 per cent women) attending from 18 countries – including all Asia-Pacific UN-REDD Programme Partner Countries – on forest monitoring with a particular focus on [NFMS](#). These workshops resulted in increased capacity and contributed to enhanced coordination and promotion of synergies with other partners contributing to the workshops, especially the UNDP Low Emission Capacity Building project for Africa, the [Strengthening Project for REDD+ Preparation and South-South Cooperation](#) in Mexico for LAC and USAID, SilvaCarbon, and Lowering Emissions in Asia's Forests project in Asia.

- A prototype of a Pacific Islands regional web-portal on forest monitoring and inventories was developed. This will host all relevant nationally produced data as well as maps covering the region allowing for easier access to this data. Development of the product was complemented with capacity building for 200 technical staff from Pacific Island countries on forest monitoring and the development of NFMS. This work refers to the first regional-scale targeted support request that was approved for strengthening the technical capacity and collaboration among countries.
- Based on lessons learned from countries in FREL construction and consultation with experts, including Intergovernmental Panel on Climate Change experts, UNFCCC and UN-REDD staff, as well as modellers involved in FREL construction, a technical document "[Emerging approaches to Forest Reference Emission Levels and/or Forest Reference Levels for REDD+](#)" was produced and presented to over 100 people at the Thirteenth Policy Board meeting in November.



A forest ranger taking measurements of a tree at Megeni Kitasha in the Rombo District in Moshi, Tanzania. © FAO/Simon Maina

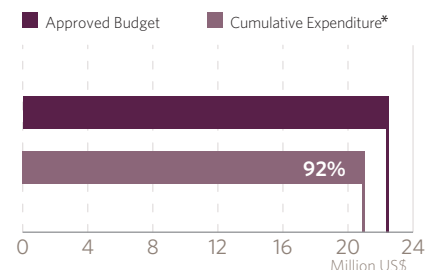
CHALLENGES

- National institutions for forest monitoring are incipient and under-resourced, and the technical capacity often varies across countries. Coordination among different government departments dealing with forest monitoring and GHG inventories is still a challenge for many countries. Frequent changes in government, a high turnover of government experts, trained personnel and focal points risks jeopardizing work and undoing progress made in the country.
- The proliferation of tools, methodologies, and initiatives supporting countries can potentially lead to inconsistent estimations and/or to duplication of efforts. The Programme therefore focuses also on supporting countries to enhance the coordination of multiple institutions and initiatives present in the country and the use of information gathered under the NFMS for multiple purposes beyond carbon estimates under REDD+.
- It is important to avoid setting up monitoring systems that are overly complex, costly and thus unsustainable. The Programme supports countries to establish systems that are sustainable, cost-effective, tailored to country circumstances and have variable capacities while also being suitable for improvements and multiple uses.

LESSONS LEARNED

- Country ownership is vital overall and in particular in the area of NFMS. Partner Countries are building their capacity progressively, and are doing so based on their existing institutions and systems

FINANCIAL SNAPSHOT



(1 Nov. 2011 – 31 Dec. 2014)

*Cumulative expenditures plus non-certified commitments (legally binding contracts and obligations to be disbursed in the future).

to an increasing extent, which will make NFMS more resilient and sustainable.

- It is essential that a well-informed process is in place for identifying and assessing existing data used for constructing FREL/FRLs and that the decisions on the approach are taken. This will ensure that the best stepwise paths are identified to achieve their foreseen REDD+ implementation.

LOOKING FORWARD

- Countries have a significant opportunity to build more sustainable NFMS that meet national needs and are integrated with a country's existing institutions or agencies. Most of the guidance is now completed under the UNFCCC through the Warsaw decisions on MRV, recognizing the need to respect and adapt to country circumstances.
- During 2015, it will be important for the Programme to further expand on the responsiveness to requests for additional support to countries in their plans to submit FREL/FRLs or to improve their estimates of GHGs derived from forests for their Biennial Update Reports or BURs.
- South-South knowledge exchanges are emerging as an appropriate way to transmit good practices and lessons learned. The Programme will aim to keep strengthening and facilitating South-South exchanges as a means to capitalize quickly and more efficiently on the experience acquired by more advanced countries.

OUTCOME 2.

CREDIBLE, INCLUSIVE NATIONAL GOVERNANCE SYSTEMS ARE DEVELOPED FOR REDD+ IMPLEMENTATION

ACHIEVEMENTS

Anchored on credible, well informed and inclusive REDD+ governance, the sustained and progressive advocacy and support by the UN-REDD Programme for REDD+ readiness is not only enabling countries to bind together different technical and institutional elements of REDD+ under a unified national strategy but also helping REDD+ able part of the broader national development agenda. Six countries have developed inclusive National REDD+ Strategies (DRC, Ecuador and Paraguay), Roadmap (Bangladesh and Mongolia) or Phase 2 documents (Viet Nam). By integrating gender-sensitive work in their readiness processes, 16 countries across the three regions have laid down important building blocks for gender-sensitive national strategies. Key results include:

- DRC committed to five major REDD+ objectives, including tenure security, land use planning and mainstreaming REDD+ safeguards into the mining sector under its economic governance matrix.
- Mongolia is integrating REDD+ in its Green Development Strategy – ensuring

IN FOCUS

Two regional South-South learning exchange workshops on National Strategies and Action Plans were organized in the LAC and Africa regions. The LAC workshop took place in Quito, Ecuador in July and was attended by 77 multi-sectorial participants (34 per cent women) from 12 out of the 14 LAC UN-REDD Programme Partner Countries plus Brazil. Argentina, Chile and Brazil held additional discussions with government representatives and other stakeholders on ways to engage the private sector – such as the aviation industry – as potential sponsors of REDD+ implementation (reports in [English](#) & [Spanish](#))

The Africa workshop took place in Nairobi, Kenya in October and involved 47 participants (23 per cent women) from 21 out of 26 UN-REDD Programme Partner Countries in Africa, with online participation and exchanges with Ecuador and Mexico to promote cross-regional learning. For example, the Central African Republic, Côte d'Ivoire, Ethiopia, Malawi and Nigeria made commitments to progress on National REDD+ Strategies and Action Plans, as this is an important pillar of the Warsaw Framework (reports in [English](#) & [French](#)).

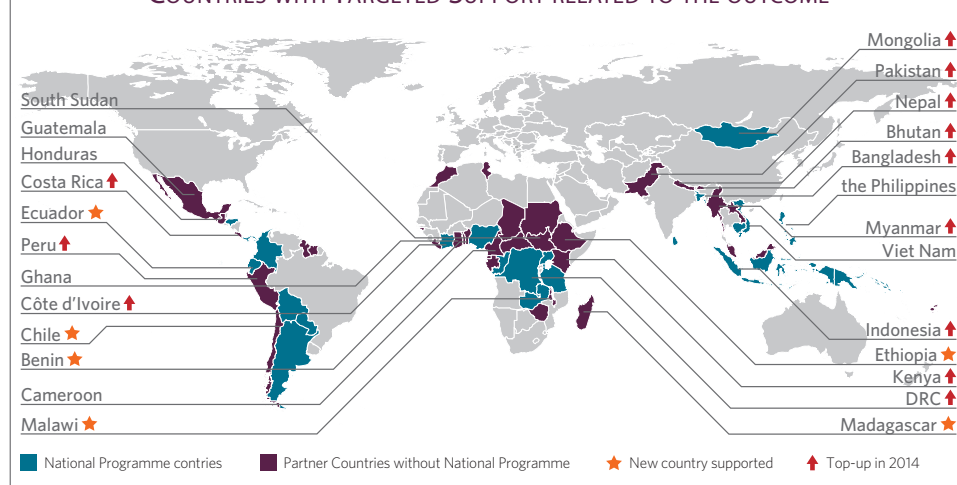
coherence with its broader development agenda.

- Viet Nam and Nigeria completed their 1st and Indonesia its 2nd Participatory Governance Assessment, which allowed the countries to establish multi-stakeholder platforms that act as consultative bodies in larger REDD+ processes, as well as to start enacting REDD+ enabling reforms and to develop indicators and feed data into national safeguard approaches and information systems.
- Argentina, Côte d'Ivoire, Honduras, Panama, Paraguay and Viet Nam

undertook institutional context analyses to inform further support and implementation of REDD+ as a whole or their individual UN-REDD National Programmes specifically.

- Bhutan, Kenya, Peru and the Philippines have finalized corruption-risk assessments.
- DRC, Honduras, Guatemala and Kenya have completed and validated the analysis of their legal frameworks for REDD+ through participatory and inclusive processes.
- Cameroon, the Republic of Central Africa, Ghana and Liberia have conducted studies on Forest Laws, Governance and Trade (FLEGT). Cameroon also established a multi-stakeholder REDD+ and FLEGT platform, building on a series of national workshops and informal meetings strengthening the linkages between REDD+ and FLEGT processes.
- DRC established a financial structure to manage REDD+ funds according to the priorities of its National Strategy. Cambodia, Chile, Côte d'Ivoire, DRC, Ecuador, Kenya, Nepal, Peru, Sri Lanka and Viet Nam are designing their national REDD+ fund management systems.

COUNTRIES WITH TARGETED SUPPORT RELATED TO THE OUTCOME



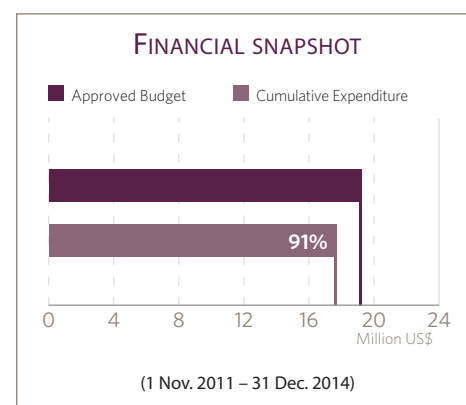
For example, in 2014 alone:

- Nepal finalized its study on “Understanding Drivers and Causes of Deforestation and Forest Degradation in Nepal: Potential Policies and Measures for REDD+,” used for the country’s midterm report on its Strategic Environmental and Social Assessment.
- Kenya established its National Task force on Anti-Corruption for REDD+, allowing the country to concretely take forward the recommendations highlighted in its corruption risk assessment. The Task Force agreed on priority anti-corruption actions, such as capacity building, awareness-raising and strengthening existing complaints mechanism and codes of conducts.
- Guatemala, Honduras and Kenya have completed and validated the analysis of their legal frameworks for REDD+ through participatory and inclusive processes. The analyses identified existing gaps and inconsistencies in the legal framework and resulted recommendations for legal reforms, which the countries are planning to undertake in 2015 with support of the Programme.

CHALLENGES

All governance elements (institutional, legal, fiduciary or thematic) feed and inform elements of a national REDD+ strategy or action plans. The challenge lies in supporting countries in aligning and strategically sequencing the various strands of governance information gained through UN-REDD support with national REDD+ strategy processes.

UN-REDD Programme country experiences of developing National Strategy/Action Plans have highlighted the risk of these being seen as mere documents. Efforts are being made towards the strategy or action plans being recognized as a process, so as to avoid potential sub-optimal results regarding country ownership, integration into the broader national development agenda, coherence between the various elements of the readiness process and overall cost-effectiveness. More efficient communication flows and feedback loops between the various UN-REDD Programme work streams contributing to the National Strategy/Action Plan development is one means to ensuring optimal support to Partner Countries in this regard.



LESSONS LEARNED

- The quality of a national REDD+ strategy document is essential. Yet its design process itself is of equal importance and may present an opportunity to build higher-level political support and a broad support base. When possible and suitable (e.g. REDD+ potential), National Strategies/Action Plans should be integrated into national development objectives and documents, working on the business case of REDD+ for credibility and visibility.
- The national REDD+ strategy design process is also an opportunity to ensure continuous and ‘grounded’ multi-stakeholder dialogue and, as required, improved cross-sectorial dialogue. This can gradually build a consensus and ensure that REDD+ is understood as an opportunity rather than a threat. The development of National Strategy/Action Plan is an iterative process which should follow a pragmatic stepwise approach both in scope and scale while planning for continuous improvement in future cycles.



Mr Alfred N. Gichu, National REDD+ Coordinator and Focal Point of Kenya, is responding to journalists’ questions at a high level public and media launch of the Kenya Task Force on Anti-Corruption for REDD+, November 2014. © UNDP Kenya

LOOKING FORWARD

Priority areas for support repeatedly identified by countries across the regions are the four elements for REDD+ implementation under UNFCCC decision 1/CP.16; and REDD+ financing and engagement with the private sector, especially on commodities supply chains. Supporting countries to progress in a stepwise manner through the UNFCCC process, including on designing and implementing National Strategies/Action Plans, in order to have results-based actions recognized will be key to building confidence in REDD+ ahead of 2020.

OUTCOME 4.

INDIGENOUS PEOPLES, LOCAL COMMUNITIES, CIVIL SOCIETY ORGANIZATIONS AND OTHER STAKEHOLDERS PARTICIPATE EFFECTIVELY IN NATIONAL AND INTERNATIONAL REDD+ DECISION MAKING, STRATEGY DEVELOPMENT AND IMPLEMENTATION.

ACHIEVEMENTS

Investment in supporting stakeholder engagement has increased steadily since January 2012, leading to greater provision of direct technical and financial support to countries. As a result, the Programme is showing tangible outcomes in safeguarding stakeholder engagement both in bringing the REDD+ knowledge and capacity building at community level and conversely, in making their voices heard at national, regional and international decision making.

Over 27 countries currently have concrete actions or mechanisms to support the full and effective participation of indigenous peoples, forest-dependent communities and civil society. Of these, 14 countries have advanced concrete mechanisms to include stakeholders in their national REDD+ processes through representation on national REDD+ bodies and/or strengthening platforms for engagement. Nine countries have activities to tailor and apply the [UN-REDD Programme FPIC Guidelines](#) and the [Grievance Redress](#)

IN FOCUS

Investing in building strong civil society and indigenous peoples' REDD+ platforms is a crucial step in full and effective participation. In 2014, such platform was for example strengthened in:

- DRC – through developing criteria for membership, mapping members and their intervention areas, clarifying responsibilities and mandates, reassessing the civil society and indigenous peoples' platform structures and internal procedures, and focusing on training members on certain key areas. The activities are based on the recommendations from a civil society [self-evaluation of national engagement in REDD+ that was carried out in 2013](#), thus representing a continuation of civil society-driven action.
- Ecuador – through dialogues between government and other stakeholders and national REDD+ platform discussions.
- Sri Lanka – through capacity building activities targeting the CSO Platform, specifically CSO representatives on the Sri Lanka UN-REDD Programme Executive Board, to enhance abilities to engage in national processes.

[Mechanisms Guidelines](#) at the national and local levels.

Some 270 relevant stakeholder organizations have been informed of REDD+ at international and regional level events, while over 170 indigenous peoples' and civil society organizations participated in international REDD+ processes such as the UNFCCC.

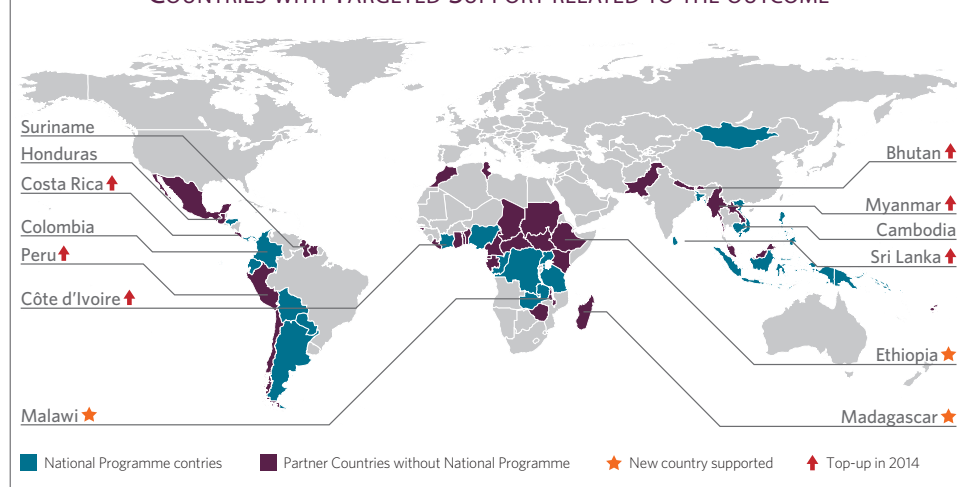
For example, in 2014 alone:

- [Community Based REDD+ \(CBR+\)](#), a new partnership with the UNDP/GEF Small Grants Programme launched

in May 2014, will provide REDD+ grant funds directly to communities in six pilot countries, Cambodia, DRC, Nigeria, Panama, Paraguay and Sri Lanka starting in 2015. In all six countries, CBR+ country plan development work has reached the final stages, through consultation with communities and other stakeholders.

- A global coalition of five indigenous peoples organizations (Aliansi Masyarakat Adat Nusantara – AMAN, Inter-Ethnic Association for Development of the Peruvian Amazon-AIDSEP, Coordinating Body of Indigenous Organisations of the Amazon Basin-COICA, Mesoamerican Alliance of People and Forests-AMPB, and Network of Indigenous and Local Communities for the Sustainable Management of Forest Ecosystems in Central Africa-REPALEAC) participated in the [UN Secretary General's Climate Summit's Forest Action Area and Forest Pavilion](#) and presented a unified position of their needs for rights protection at the highest international levels, with support from the UN-REDD Programme.
- Cote d'Ivoire developed a national plan for stakeholder engagement in a participatory and bottom-up manner

COUNTRIES WITH TARGETED SUPPORT RELATED TO THE OUTCOME



through a series of consultations and dialogues held during June-August 2014. As a result, a CSO and the indigenous people's platform for REDD+ and FLEGT process was strengthened.

- CSO and ethnic minority representation on the Viet Nam Programme Executive Board for the UN-REDD Phase II Programme was strengthened through the completion of a self-selection process. Mechanisms to facilitate representatives' contribution to decision-making were strengthened through the development of work plans with a specific focus on the six pilot provinces.
- Honduras, PNG, Paraguay and Viet Nam developed national and local FPIC guidelines. Knowledge on FPIC was also strengthened for more than 30 indigenous leaders and 20 government staff in Honduras through a national workshop in partnership with the International Labour Organization and the Office of the High Commissioner for Human Rights.
- Better collaboration on REDD+ between indigenous peoples and governments was achieved in Bangladesh, Myanmar and Viet Nam through a series of

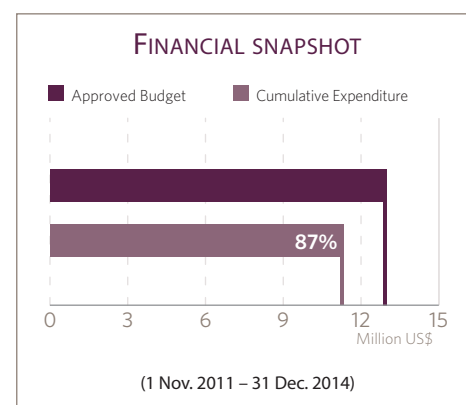
national dialogues on REDD+ carried out in partnership with the [Asia Indigenous Peoples Pact](#).

CHALLENGES

There is a risk that stakeholder engagement is not adequately planned and budgeted for by countries as they advance in REDD+. Countries can also underestimate the scope, scale and cost of activities required to ensure full and effective participation. In some countries, this has been addressed through the provision of targeted support and technical backstopping for the development, implementation and/or completion of National Programmes.

LESSONS LEARNED

- Ensuring high quality engagement of marginalized stakeholders such as indigenous peoples and forest-dependent communities can require more sustained support and resources than are often anticipated. This is especially the case in countries where there is limited presence of UN counterparts and lack of capacity in the country to understand and support the full and effective participation of these specific stakeholders. Building the capacity of national authorities is therefore important.



- Investing in building the capacity and supporting the self-organization of stakeholder groups is crucial to ensure that they have the individual and organizational capacity to engage in REDD+ processes effectively. Experiences in resolving conflicts reveal that it is of paramount importance to invest time and resources in ongoing processes to build trust and dialogue between government, the UN and indigenous peoples and civil society to ensure a strong foundation for genuine stakeholder engagement.

LOOKING FORWARD

- It will be a priority to ensure that stakeholder engagement priorities are effectively embedded in REDD+ processes beyond the readiness phase, particularly in the development and implementation of national REDD+ strategies. This will need to include investment in core mechanisms for engagement, for example by ensuring that there are effective multi-stakeholder platforms in Partner Countries.
- Efforts need to move beyond general engagement towards substantive engagement in thematic areas as REDD+ discussions and actions mature in countries. Issues such as tenure, forest monitoring and benefit distribution all have direct implications on indigenous peoples and forest-dependent communities. Embedding participatory processes within these streams of work will therefore be crucial as REDD+ moves towards implementation.



Mongolia – Oyuntugs, a volunteer Forest Ranger and member of the Altansumber soum Forest User Group with her horse. ©FAO/Sean Gallagher

SAFEGUARDS AND MULTIPLE BENEFITS

OUTCOME 5:

SAFEGUARDS ARE ADDRESSED AND RESPECTED AND MULTIPLE BENEFITS OF REDD+ ARE REALIZED

ACHIEVEMENTS

Six countries (Cambodia, Costa Rica, DRC, Ecuador PNG and Zambia) have identified core elements of a country approach to safeguards and/or incorporated multiple benefits into their REDD+ planning, with various support from the Programme and in cooperation with other national and global initiatives. The Programme's primary focus to assist countries in meeting the UNFCCC requirements and guidance on safeguards was facilitated through the application of the [Conceptual Framework for Supporting the Development of Country Approaches to Safeguards](#).

The Framework helped in clarifying different safeguards approaches at country level, aiming to maximize the contribution to enhanced forest governance and sustainable REDD+.

In 2014, examples of specific country achievements addressing safeguards and multiple benefits of REDD+ include:

- Costa Rica has a plan in place for operationalizing a national approach to safeguards.

IN FOCUS

The Country Approach to Safeguards Tool or CAST, developed to assist with practical application of the [UN-REDD Framework for Supporting the Development of Country Approaches to Safeguards](#), is an Excel-based, interactive tool designed to be voluntarily applied by countries to support planning efforts for activities related to safeguards and SIS, carried out in response to the relevant UNFCCC decisions. Using CAST can help countries to:

- Identify and prioritize activities and/or review activities undertaken to date to develop or further develop their approach to safeguards in the context of the national REDD+ strategy;
- Identify tools, guidelines and resources available to support each activity or area of work;
- Clarify how the processes and tools of various safeguards approaches, including those of the FCPF's Strategic Environmental and Social Assessment (SESA) and the Climate, Community & Biodiversity Alliance&CARE's REDD+ Social and Environmental Standards (REDD+ SES), correspond to generic steps and activities to plan and implement a country approach to safeguards. In 2014, CAST has been used or piloted by Equatorial Guinea, Costa Rica, Mexico, Panama and Paraguay.

- Costa Rica, Ecuador and PNG assessed policies, laws and regulations relevant to the safeguards.
- PNG developed a Policy to Practice Roadmap and proposed principles, criteria and indicators for safeguards.
- Costa Rica and Ecuador outlined a design process for a SIS. Zambia analysed how forest livelihood and economic land-use assessment, which contributes data to

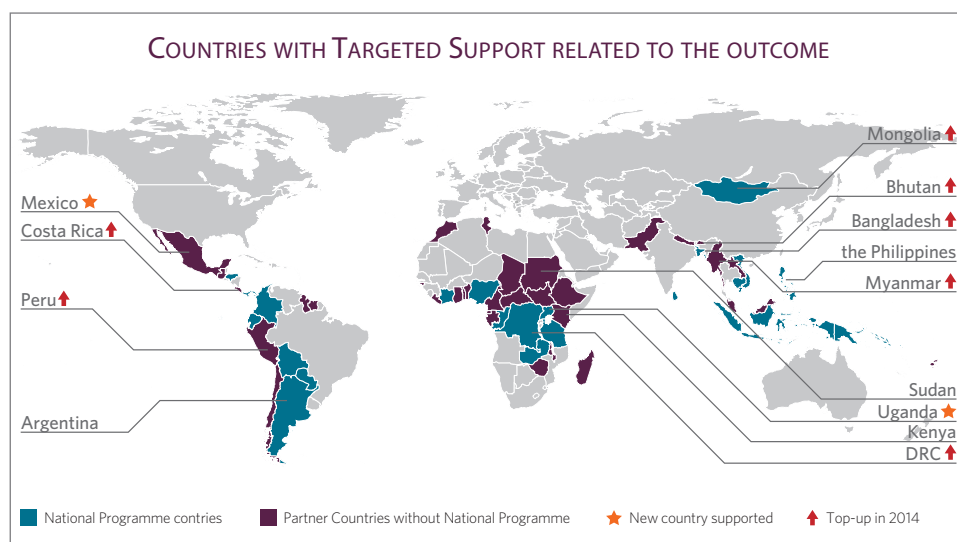
the NFMS and other relevant information sources, could contribute to a SIS.

- DRC, Kenya, Nigeria, Paraguay and Viet Nam have increased their capacity on spatial analysis to support decisions that take multiple benefits into account, and Cambodia developed a tool to explore the costs and benefits of REDD+.
- Countries increased their capacity on development of country approaches to REDD+ safeguards, using support tools such as the CAST with training on their use provided (See In Focus).

Support tools and resources made available in 2014 include:

- [Country Approach to Safeguards Tool](#) with accompanying Users Guide released in English, Spanish and French in July 2014
- [Draft Benefits and Risks Tool v2⁸](#)
- [Report on the potential economic values of multiple benefits in Panama](#)

8 Final translated version will be released in early 2015.



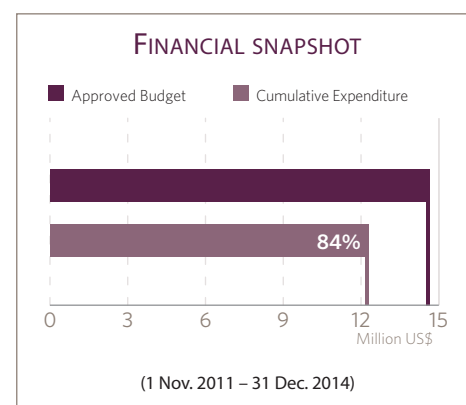
- Open-source GIS modules and training materials to facilitate land-use planning
- ArcGIS Exploring Multiple Benefits Toolbox for ArcGIS10 and ArcGIS 10.1
- Promoting social and environmental benefits of REDD+ in Peru (Spanish)

CHALLENGES

A key challenge has been that well-intentioned and well-informed safeguards interventions have not been strategically timed in the context of the wider REDD+ readiness process. For example, there is a risk that countries prioritize work to develop an SIS in advance or in the absence of developing an approach to address and respect the safeguards and the identification of possible REDD+ actions.

LESSONS LEARNED

- The UN-REDD Programme, having framed its support on safeguards and SIS in the context of a country approach to safeguards and the focus on support to achieving Cancun objectives, has proved useful to countries.
- There is a need to systematically capture and evaluate lessons, collate ad hoc experiences from across the regions, emerging from initial application of the country approach.
- A strong focus on communication and joint working (both at county level and agency level) has helped to foster fruitful dialogue on nationally-specific needs on safeguards and the achievement of multiple benefits from REDD+.



- A stepwise approach in the construction of an SIS was recognized as crucial to timely and effective SIS development.

LOOKING FORWARD

The UN-REDD Programme will seek to:

- Increase knowledge sharing, make capturing experiences and lessons a priority, and facilitate South-South collaboration in the area of safeguards.
- Anticipate more stringent operational modalities of financing mechanisms for Results-based Actions and Results-based Payments by using the country approach.
- Further enhance coordination among the UN-REDD Programme, the FCPF and REDD+ SES on support related to safeguards at country, regional and global levels.
- Draw closer links between National Strategy/Action Plan and multiple benefits work to further focus on the analysis and facilitate take-up of results.



Participants discuss REDD+ costs and benefits data at a Cambodia UN-REDD consultation workshop in Phnom Penh, October 2014. © Charlotte Hicks/UNEP-WCMC

OUTCOME 6.

GREEN ECONOMY TRANSFORMATION
AND REDD+ STRATEGIES AND
INVESTMENTS ARE MUTUALLY
REINFORCING

ACHIEVEMENTS

The Programme is investing in analytical work of strategic value such as economic valuations of forest ecosystems, fiscal policy analyses, the business case for REDD+, commodity value chain analyses, estimation of the opportunity cost of different land-uses and REDD+ financing gaps and options. Increased effort was directed to mobilizing and strengthening private sector engagement, progressive Green Economy planning, and the establishment of national public-private dialogues and platforms. This work is feeding the National Strategy/ Action Plan development process with innovative policies and measures to address the drivers of deforestation and forest degradation. Partner Countries are increasingly committed to ensuring REDD+ strategies and investments are mutually reinforcing with national Green Economy transformations as evidenced by the increased number of requests (see map) for support on the Green Economy transformation. Results and progress in 2014 include:

- New UN-REDD National Programmes, for example Argentina and Honduras,

IN FOCUS

Ecuador and Indonesia are setting examples for how policies and measures can support private sector efforts. Ecuador has worked extensively on the Green Economy transformation and private sector engagement with a view to this feeding into the National REDD+ Strategy. An estimation of opportunity costs of REDD+ was completed, including three scenarios of deforestation with associated risks. The country has advanced in establishing the business case for REDD+ through an assessment of the complementarity between agricultural fiscal policies, especially with regards to palm oil and REDD+ objectives. As a result, concrete recommendations have been derived on how existing fiscal instruments such as credit, insurance and targeted subsidies could be reviewed to encourage sustainable palm oil production. It has started developing a REDD+ Investment Plan by looking into REDD+ financing gaps and options.

Indonesia has in 2014 carried out a series of innovative activities on REDD+ and the Green Economy transformation in addition to strengthening its Palm Oil Platform. The country has developed the Indonesia Green Economy Model (I-GEM), a tool to integrate Green Economy information into national and sub-national planning systems through System Dynamics Modelling, with support from the UN-REDD Programme, UN Office for REDD+ Coordination in Indonesia and the Low Emission Capacity Building (LECB) Programme. I-GEM is currently being tested by the Indonesia Plan Agency (BAPPENAS). The Central Kalimantan I-GEM is the first provincial based Green Economy model made accessible to planners at district level.

are incorporating REDD+ investment, Green Economy and multiple benefits components as integral elements in the design of National REDD+ Strategies.

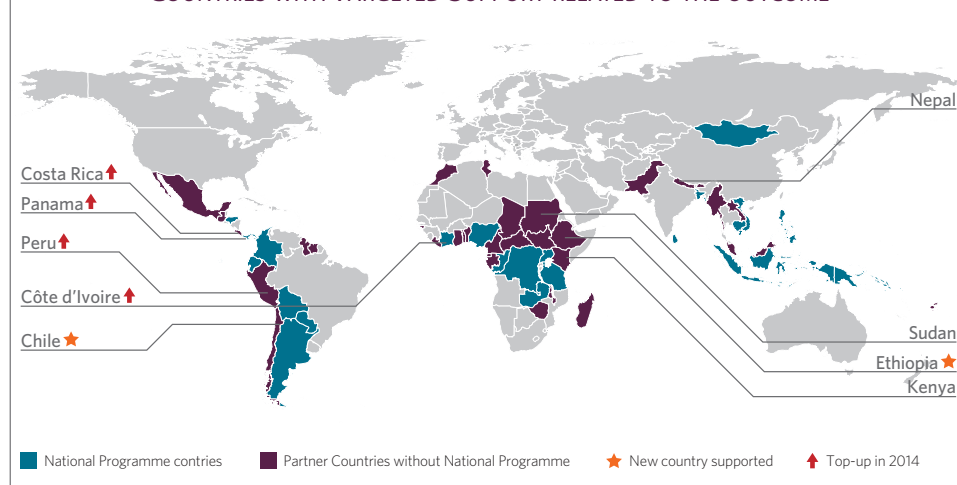
- Panama and Paraguay have concluded estimations of the opportunity costs of REDD+, with the aim of addressing land-use change based on the drivers of deforestation and forest degradation. Results will be used as inputs for the

development of their National REDD+ Strategies; which should, in turn, inform transition processes where REDD+ and Green Economy are linked.

- Kenya and Panama have concluded and Cambodia, Ethiopia, Indonesia, Nepal, Tanzania and Zambia have initiated economic valuation studies on the contribution of forests to their national economies. This work seeks to build a rationale for sustainable forest investment vis-a-vis established land-uses and feed into National REDD+ Strategies. For example, in Zambia the findings of the forest ecosystem valuation have been included in the draft National REDD+ Strategy.

- A report on investment options across landscapes to produce multiple benefits 'Financing Strategies for Integrated Landscape Investments' published and launched in April 2014, in Washington DC, in partnership with the Landscapes for People, Food and Nature Initiative. The report builds the business case for financial institutions to incorporate integrated landscape management in their portfolios.

COUNTRIES WITH TARGETED SUPPORT RELATED TO THE OUTCOME



- A global report 'Building Natural Capital: How REDD+ can Support a Green Economy' (Español, Français and Bahasa), was released during the Forest Asia Summit, in Jakarta, in March 2014. The report provides policymakers, business leaders and the general public with innovative ideas for supporting economic development while maintaining/increasing forest cover.
- Ghana, Indonesia and Peru are establishing national platforms for key driver commodities.

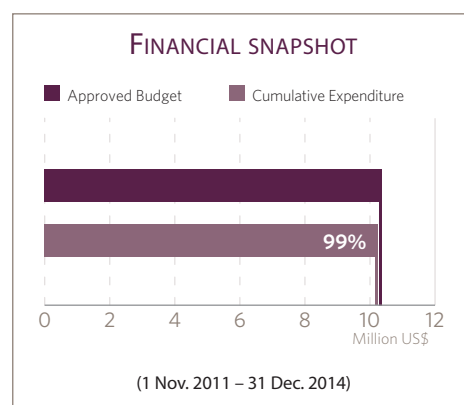
CHALLENGES

- There is confidence that a business case for REDD+ exists. The success of business initiatives to stop deforestation will hinge on the capacity and political will of governments to provide the right set of enabling factors. On the other hand, there is also recognition that building a business case for REDD+ might be biased towards private sector interests if not carefully designed.
- In view of the innovative nature of work on the transition to a Green Economy and the need for sustained political commitment over time to enable transition processes, changes in government represent an important risk.

- Data availability presents a key challenge in conducting economic valuations of forest ecosystem services and the methodology chosen for these studies may lead to quite different results.

LESSONS LEARNED

- The Indonesian experience shows that a combination of high level engagements supported by evidence-based research and policy action can make the Green Economy transformation a reality to countries.
- Understanding the context in which companies operate, including challenges faced, and helping them reduce uncertainties is critical to ensure the success of green commodity supply chain initiatives. One way to reduce uncertainty is to foster public-private dialogues anchored on the knowledge generated by UN-REDD business case analyses.
- Work on the transition to a Green Economy is vast and countries may be tempted to demand that multiple issues are addressed at once. It will be of crucial importance that very focused policy questions are established to guide work on valuations, opportunity



costs estimation and payments for ecosystems services.

LOOKING FORWARD

A key issue to take into account in terms of REDD+ financing is to minimize the implementation and transaction costs of financing options. REDD+ planning efforts should start addressing the fact that options for implementation (e.g. extent and technology used in MRV systems, extent of the safeguards information systems, activities to slow down or reverse deforestation, etc) will need an analysis of implementation and transaction costs in order to ensure REDD+ policies, actions and measures are lean, agile, cost effective and that their demands on stakeholders are compatible with local capacities.



Viet Nam – A worker weeding an Acacia tree nursery. Acacia seedlings are grown within six months in the nursery before being sold for planting in the forest. Once planted, it takes five years before being cut and converted to lumber. ©FAO/Joan Manuel Baliellas

OUTCOME 7:

UN-REDD PROGRAMME KNOWLEDGE IS DEVELOPED, MANAGED, ANALYSED AND SHARED TO SUPPORT REDD+ EFFORTS AT ALL LEVELS

ACHIEVEMENTS

The Knowledge Management and Communications efforts of the UN-REDD Programme have enhanced accessibility to REDD+ capacity building knowledge to a significantly larger audience of REDD+ practitioners – including an increased number of women – newly identified stakeholder knowledge needs, strengthened South-South learning, and a stronger understanding by stakeholders of UNFCCC REDD+ guidelines and REDD+ readiness and implementation issues.

The delivery of the Programme's Knowledge Management and Communications support to stakeholders was significantly strengthened in 2014 through:

- Increasing development and delivery of knowledge products, tools and resources to Partner Countries based on needs.
- Carrying out of regional Partner Country knowledge needs assessments, resulting in the identification of countries' current knowledge needs.
- Finalizing of UN-REDD Programme [2014-2015 Knowledge Management Strategic Framework](#).
- Disseminating REDD+ knowledge through the Programme's strengthened communications function, including the revitalization and expansion of key Programme communication channels, such as the re-publication of the Programme's newsletter, growth of the Programme's social media audience by more than 50 per cent, a 500 per cent increase in online engagement with the Programme's knowledge resources by REDD+ practitioners, and increased engagement of women (making up 40 per cent of the Programme's online stakeholders).

IN FOCUS

The [first REDD+ Academy session](#) was held in the Asia-Pacific region, hosted by the Government of Indonesia in Yogyakarta, from 28 October to 7 November 2014. The session brought together 34 participants of whom 40 per cent women from thirteen UN-REDD Programme Partner Countries across the region, as well as 20 members of the Indonesian Parliament and 28 environmental journalists based in Indonesia. The training enhanced participants' knowledge on REDD+ technical issues and UNFCCC REDD+ related guidelines, strengthening the capacity of developing countries to realize REDD+ results-based actions and benefit from REDD+ results-based payments for results-based actions.

This regional REDD+ Academy session, had the cascading effect of generating country interest for national REDD+ Academy sessions to be held in the region, as well as for regional-level REDD+ Academy sessions to be organized in LAC, and in Africa. REDD+ Academy information and course materials are [available here](#).



First REDD+ Academy session held in Yogyakarta, Indonesia. © UNORCID/Felicity Le Quesne

- Designing and implementation of the REDD+ Academy (See In Focus).
- Organizing several regional-level Knowledge Exchange events on key REDD+ technical issues such as developing national REDD+ strategies, developing national forest monitoring systems, etc.
- Convening the joint FCPF/UN-REDD Programme country-led Global REDD+ Knowledge Exchange [event](#) held in conjunction with the Programme's Thirteenth Policy Board meeting, during which Partner Countries shared and explored experiences on key REDD+ technical issues.

Access to UN-REDD Programme managed knowledge available at: [UN-REDD Programme website](#), [Workspace](#), [Newsletter](#), [Blog](#), [YouTube channel](#), [Facebook page](#), [Twitter feed](#)

Publications and products during January-December 2014
More than 60 knowledge products were published; including nine issues of the newsletter, more than 50 publications, two online information hubs, etc. Full list is available [here](#).

These are some of the key products made available in 2014⁹:

- Seven articles in peer-review scientific journals accepted on National Forest Inventory (NFI) work.
- Video on greenhouse gases and Panama's national forest inventory ([Watch the video](#))
- [Emerging approaches to Forest Reference Emission Levels and/or Forest Reference Levels for REDD+](#)

CHALLENGES

The biggest challenge facing the UN-REDD Programme's delivery of Knowledge Management is meeting the expanding needs of country partners. The Programme has now grown to 56 Partner Countries, each with varying knowledge needs, from those that are just beginning to develop REDD+ readiness plans, to those that are now progressing from readiness to implementation. This necessitates a tailored approach to country knowledge needs, while also offering increased opportunities for South-South knowledge sharing. The Programme has already begun to plan how it can deliver an expanded Knowledge Management work area to meet these country needs into 2015 and beyond.

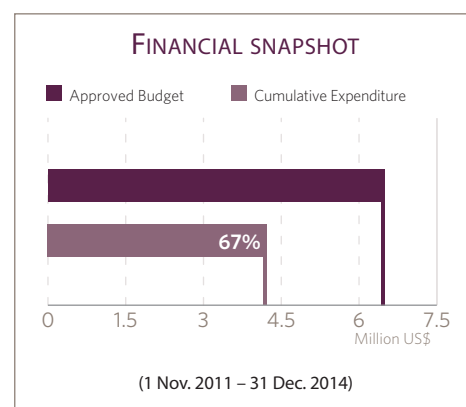
⁹ This is a summary of products of which some are funded under this outcome and others funded through and reported under other outcomes.

LESSONS LEARNED

- Countries have unique knowledge needs. Therefore, knowledge resources should be tailored to country needs. In response, the UN-REDD Programme is tailoring its delivery of knowledge support to Partner Countries based on these needs.
- An expanding number of countries have REDD+ experiences to share with others and the knowledge sharing is critical for countries to build the capacities necessary to realize REDD+.
- Knowledge should be systematized to be managed effectively.
- Regional-level knowledge events can facilitate national-level events through a "training of trainers" approach.

LOOKING FORWARD

- Launch of upgraded [UN-REDD Programme Collaborative Online Workspace](#) – an online REDD+ knowledge and community tool that will strengthen REDD+ practitioners' access to knowledge, and empower Partner Countries to connect and share their own growing body of knowledge.
- An expanded catalogue of REDD+ knowledge materials will be made available in the Programme's official languages to meet a growing demand for these, and to support increased



South-South knowledge sharing across regions and languages.

- Building on regional knowledge needs assessments carried out in 2014, an increased number of knowledge events will be organized both regionally and globally to meet country-specific REDD+ knowledge needs.
- The REDD+ Academy will be regionalized to meet regional knowledge needs, and delivered across all Programme regions. In addition, the sessions will train trainers to replicate the courses at the national level, ensuring that country-specific knowledge needs are met and building country-level ownership.

OUTCOME 8.

TIMELY AND EFFECTIVE UN-REDD PROGRAMME SECRETARIAT SERVICES PROVIDED TO THE UN-REDD PROGRAMME PARTNER COUNTRIES, POLICY BOARD AND THE UN ORGANIZATIONS

ACHIEVEMENTS

In order to further improve the effectiveness, transparency and accountability of the Programme, the participating UN agencies – supported by the Secretariat - have taken measures to further integrate the various support mechanisms offered by the Programme and respond in a flexible way to specific country needs, improve coordination across technical work areas and to capture lessons learned and be responsive to these. Adaptive programme management has resulted in an evolving Programme, responding to the Policy Board decisions and partner inputs, as well as to the new UNFCCC developments over time.

The key Secretariat achievements in 2014 are related to reviewing lessons learned and laying out the foundations for the UN-REDD Programme Strategy 2016-2020. The main milestones within this process are listed below:

- Approval of the 2016-2020 Programme strategy roadmap by the Policy Board at its Twelfth meeting and inputs captured from intensive rounds of consultations (see In focus).
- The first [External UN-REDD Programme Evaluation](#), covering the 2008-2013 period completed in June 2014, resulting in numerous insights and proposals for the Programme.
- Similarly, the first inter-agency Programme Audit was undertaken. Its results will also provide a main source for further improvements towards increasing effectiveness and efficacy moving forward.

Further efforts to improve effectiveness, transparency and accountability by the Programme, for example resulted in:

IN FOCUS

In October 2014, the UN-REDD Programme conducted three regional consultation workshops in Panama City, Bangkok and Nairobi, to solicit input on the future strategic direction of the Programme. A total of 42 out of the total 56 Partner Countries were represented, as well as 16 national and international organizations. The regional workshops were an important step in the process of developing the new Programme strategy for 2016-2020 based on the “roadmap” approved by the Policy Board at its Twelfth meeting. The consultations, the first of their kind, were part of an extensive stakeholder engagement process contributing to the development of the new Strategy. Country representatives, civil society and indigenous peoples’ organizations – as well as invited REDD+ experts – shared experiences focusing mainly on REDD+ efforts at country level and provided inputs and insights on the priorities for the Programme. The main elements of the discussion were based on two documents: the Discussion Paper – Developing the UN-REDD Programme 2016-2020 Strategy, and the External Evaluation of the Programme. The outcomes of the workshops provided valuable feedback that has been incorporated into subsequent drafts of the strategic framework 2016-2020 document. This was brought for consideration by the Policy Board at its Thirteenth meeting in 2014 and revised for further consultation with the Policy Board.



Dr. Binilith Satano Mahenge, Minister of State, Environment in the Vice President's Office, United Republic of Tanzania speaks to the media on the importance of REDD+ as a climate change mitigation tool at the Thirteenth Policy Board Meeting of the UN-REDD Programme held in Arusha.

- The original Rules of Procedures updated and completed in May 2014 to reflect subsequent Policy Board decisions.
- Greater engagement by the Policy Board and transparency in the workplan and budget development by implementing the decision taken at the Eleventh Policy Board meeting with regard to the SNA workplan and budget revisions for 2015¹⁰.
- The rotation of Policy Board members, in line with a decision at the Eleventh Policy Board meeting, as well as the participation of additional countries as sponsored observers, providing new opportunities for a number of countries to participate in the Policy Board. (Policy Board Capacity workshops – See lessons learned).

The Secretariat played a role in the mentioned activities and results obtained through various degrees of facilitation and coordination. Key achievements in 2014 include:

- Two Policy Board meetings organized and undertaken – the Twelfth and the Thirteenth (8-9 July in Lima, Peru and 6-7 November in Arusha, Tanzania).
- Knowledge Day with FCPF held in the margins of Thirteenth Policy Board meeting (see results under Outcome 7).
- Programmatic agreements or developments reached at the Policy Board meetings¹¹ and followed up by the UN-REDD Programme Secretariat included:

¹¹ Nine decisions taken by the Policy Board timely followed up by the Secretariat, in addition to seven inter-sessional decisions coordinated.

¹⁰ As per Decision 9c.

- National Programme budget allocation to Argentina, Côte d'Ivoire, Honduras, Mongolia and Uganda
- Development of a pipelining process based on calls for Expressions of Interest
- The design and development of REDD Analysis of Data, Assessment & Reporting or RADAR online tool for National Programme Performance Module and targeted support data management.
- Roadmap for Development of the UN-REDD Programme 2016-2020 Strategy
- SNA work plan and budget revision for 2015 following a two-step approach; 1) revision for core support functions and country-specific support guided by the Warsaw Framework for REDD+, and 2) revision for support to additional activities through targeted support upon requests from countries.
- A call for proposal for country needs assessment resulting in approval of seven country proposals and two regional proposals.
- 29¹² targeted support requests totalling approximately US\$ 10 million processed in comparison to 14 requests in 2013 approved for US\$ 1.1 million. The first regional request approved for the small Pacific Islands.

¹² Including ten new country requests, 18 requests from countries with initial targeted support approved and 1 regional request

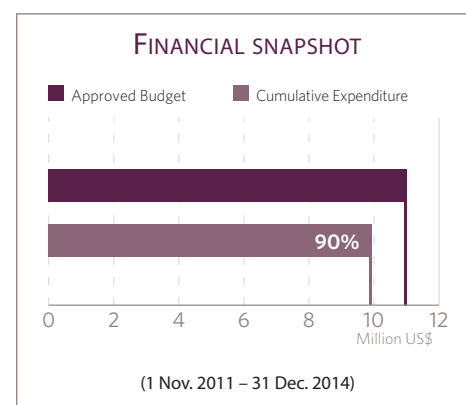
Resource mobilization
Additional pledges totalling approximately US\$ 11.6 million have been made for 2015 by Norway and Spain respectively during the Thirteenth Policy Board meeting. These have allowed for the SNA Programme to expand – especially regarding the availability of targeted support availability – as well as invitations to be issued for the submission of expressions of interest for new National Programmes.

CHALLENGES

The positive trend of more countries joining the Programme (with seven new countries joining in 2014 compared to three new countries in 2013 and a total number of 56 countries now compared to 38 Partner Countries in 2012, for example) has also posed some coordination challenges in providing requested support in the rapid evolving REDD+ landscape and during the transition period of the Programme itself.

LESSONS LEARNED

The Policy Board capacity building workshops held in 2014 contributed to the understanding of country perspectives allowed for countries to exchange knowledge and raised capacity on policy and technical issues across the Programme's constituencies. Through adaptive management to the changing REDD+ arena and to specific needs by countries, the Programme could further



tailor its support and respond to the evolving REDD+ landscape.

LOOKING FORWARD

Development of the Programme beyond 2015 (2016-2020) is the key strategic issue ahead, together with:

- Operationalizing strategies on partnerships and resource mobilization for the post 2016 period.
- Strategic approaches by the Programme in view of the global agenda including the Warsaw Framework for REDD+, regional priorities, upcoming meetings and events (for example, COP21 – 2015 Paris Climate Conference, XIV World Forestry Congress, World Expo 2015, Sustainable Development Goals/post-2015 development agenda in September 2015).

SNA COUNTRY SPECIFIC SUPPORT – TARGETED SUPPORT AND BACKSTOPPING

2014 has marked a noteworthy amount available for direct country support. This is in response to the general rise in requests for country specific support – targeted support upon request and backstopping – under the SNA recorded in recent years. This increase in support is due to the Programme reacting to the growing number of Partner Countries, the various states of readiness seen in countries requiring tailored assistance and the needs driven by UNFCCC developments in particular.

As with targeted support, backstopping for the implementation of National Programmes and other UN-REDD Programme Partner Country activities expanded in 2014. Support was provided to nine more countries out of a total of 46 countries and total backstopping expenditure doubled between 2013 and 2014 from US\$ 5.9 million to US\$ 11.9 million.

TARGETED SUPPORT

In 2014, 28 requests amounting to US\$ 10.3 million were approved, of which 10 were new country requests (Benin, Chile, Colombia Ecuador, Ethiopia, Ghana, Madagascar, Malawi, Uganda and Zambia), 17 top-up requests¹³ and one a regional request. Notably, the requests were more elaborated and appealed for higher amounts than in previous years. This reflects the Programme's intention of making targeted support available for more robust support to countries gearing up for REDD+, such as for Myanmar (US\$ 1,115,000) and Peru (US\$ 926,000). 2014 also saw technical capacity strengthened following a regional approach. Regional support was for the first time approved for the Pacific Islands (US\$ 1,415,000) towards the establishment of forest monitoring and forest inventory support facilities and training of government counterparts in the region. Notably, countries with comparable needs in their readiness efforts and/or those that are connected geographically are enhancing information exchange and initiating joint support proposals¹⁴. In comparison, support for relatively smaller amounts was provided for required gap filling and/or complemented National Programmes, for example US\$ 30,000 to Sri Lanka for specific stakeholder engagement activities and US\$ 40,000 to Zambia to improve the quality of land cover change assessment and to establish FREL/FRL. Figure 1-1 shows the approved amount across countries and regions.

As an indication of country needs, the approved amounts across the work areas (SNA outcomes) show that the demand for support has been highest under Outcome 2 (Credible, inclusive national governance systems are developed for REDD+ implementation) followed by Outcome 1 (REDD+ countries have systems and capacities to develop and implement MRV and monitoring). Further details are provided in Annex 12.

Between the mechanism's establishment in 2012 and the end of the reporting period for this Annual Report 2014, eleven countries

completed implementation of targeted support, covering a wide range of REDD+ topics. The results are available [here](#). Results from ongoing targeted support in about 30 countries are described in SNA Annex 12, Section 4.1.2 Highlights and results by countries with targeted support. Key results from countries implementing targeted support as a supplement to their National Programmes are described in the country reports for Cambodia, Ecuador, Panama, PNG, Sri Lanka and Zambia.

In line with the UN-REDD Programme's active encouragement of broad stakeholder engagement, since 2014, civil society and/or indigenous peoples' organizations have been able to join national governments in preparing targeted support proposals¹⁵ when appropriate and in a voluntary manner.

2012 - 2014:

Total number of requests approved:	61	Total amount approved: (US\$) 14 million
Total number of countries with targeted support:	37 + 1 region	
Countries without National Programme:	18	
Countries with National Programme:	19	

BACKSTOPPING

Countries have been able to achieve numerous results through backstopping – whether in country or through remote support, on its own or together with targeted support and National Programmes. Highlights are described and integrated in the National Programme pages and SNA Outcome pages in this report as well as in SNA Annex 12, Section 4.2.1 Backstopping.¹⁶

2013 - 2014:

Total number of countries backstopped:	46
Total amount in backstopping expenditure:	(US\$) 18 million
Backstopping expenditure by region:	
LAC:	Asia-Pacific:
US\$ 5.4 million 14 countries	US\$ 5.8 million 16 countries
	Africa:
	US\$ 6.6 million 16 countries

In 2014

Number of countries backstopped:	46 (of these, 37 also backstopped in 2013)
Total amount in backstopping expenditure:	(US\$) 11.9 million

13 Bangladesh, Bhutan, Cambodia, Costa Rica, Cote d'Ivoire, DRC (two requests approved), Indonesia, Kenya, Mongolia, Myanmar, Nepal, Pakistan, Panama (two requests approved), Peru, Sri Lanka (+ PNG and Solomon Islands included in regional request)

14 Also noted in early 2015.

15 See decision 4 of the Thirteenth Policy Board Meeting. In order to facilitate this, the Programme has since expanded the guidance for preparing targeted support requests and the related voluntary form for requesting support.

16 Backstopping is country specific support funded under the SNA.

Figure 1-1 Amount of targeted support approved for each country and across regions as of 31 Dec 2014.

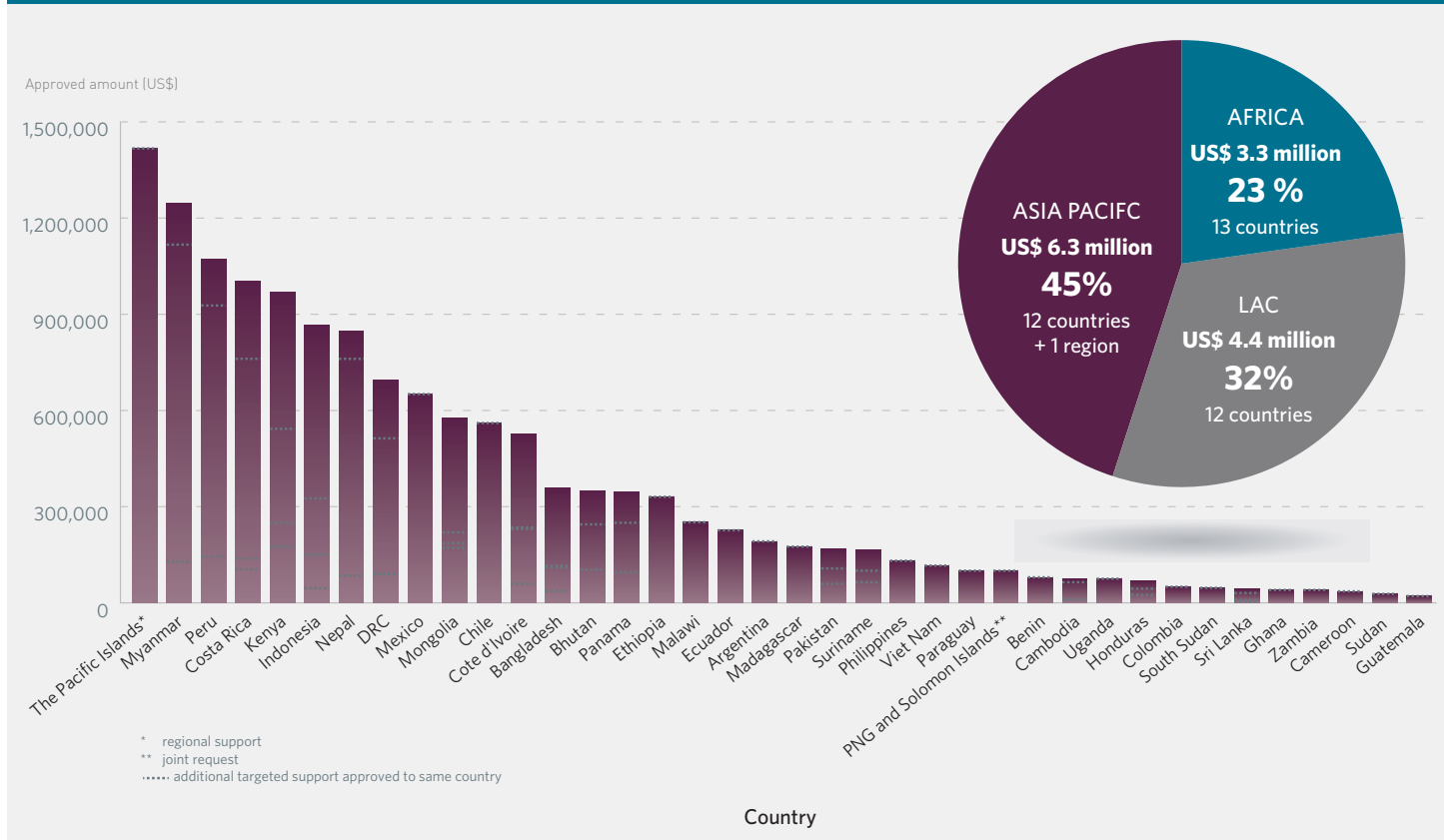
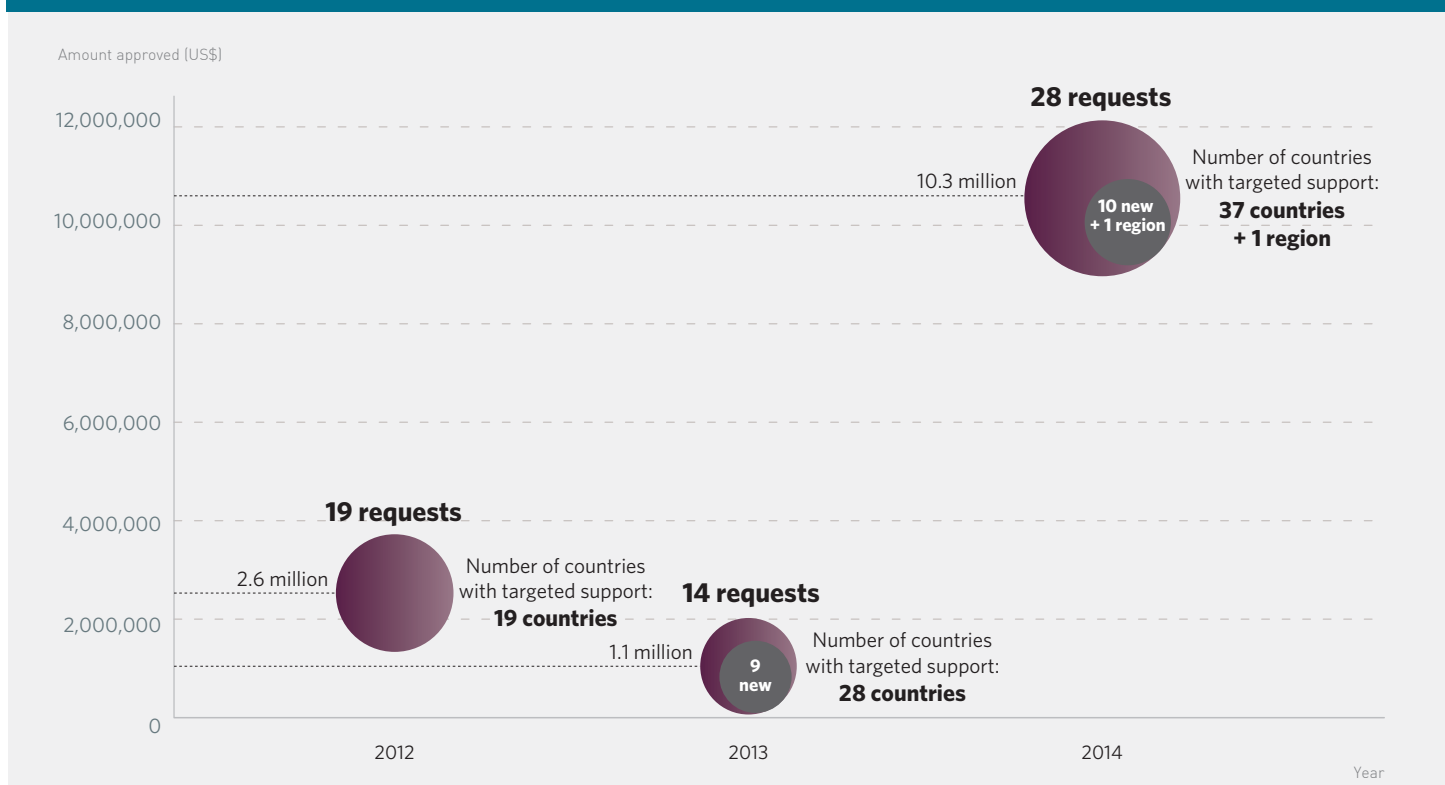
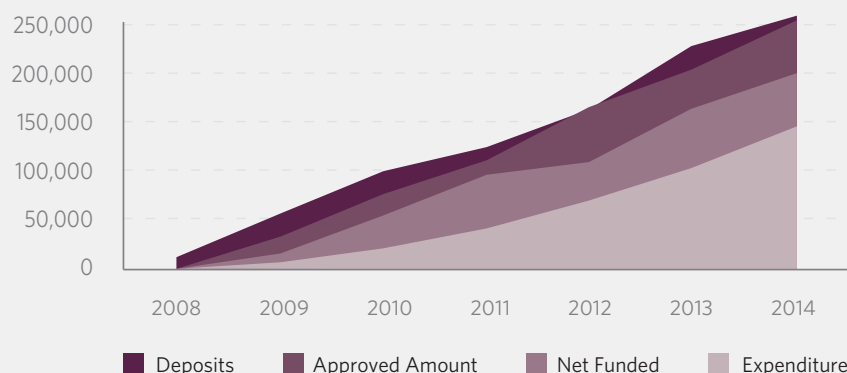


Figure 1-2 Amount and number of targeted support requests approved, and total number of countries supported per year



The UN-REDD Programme Fund was established in 2008 to assist countries with REDD readiness. The fund has grown steadily since its establishment, with deposits, net funded amount and expenditures all increasing at a consistent pace, as can be seen in Figure 2-1. As of 31 December 2014, the cumulative source of funds including contributions received and interests amounted to US\$ 247.4 million. In addition, net funded amount and expenditures also increased proportionately but with a time lag, since amounts can only be transferred and spent after deposits have been made. Net funded amount increased from US\$ 15.8 million in 2009 to US\$ 189.3 million in 2014, and expenditures increased from US\$6.9 million to US\$ 137.5 million in the same period.

Figure 2-1 UN-REDD Programme Fund deposits, Net Funded and expenditures in US\$ thousands (2008-2014)



At the end of 2014, the UN-REDD Programme Fund had six contributing donors; Denmark, the European Union, Japan, Luxembourg, Norway and Spain. Total deposits from these donors amount to US\$ 244.8 million. In addition, US\$ 2.6 million in interest was earned and deposited, bringing the total sources of funds to US\$ 247.4 million. Of this, a net amount of US\$ 189.3 million, or 77 per cent, has been received by Participating UN Organizations and US\$137.5 million (or 72.7 per cent of the net funded amount) was spent.

In 2014, contributions received amounted to US\$ 29.6 million, transfers to Participating UN Organizations totaled US\$ 34.4 million and expenditures stood at US\$ 39.6 million. The cash balance with the Administrative Agent at the end of 2014 was US\$ 55.7 million, with 91 per cent (US\$ 50.7 million) of this representing funding allocations approved but yet to be transferred to the programmes due to not all documentation having been received.

Table 2-1 Change in fund cash balances with Administrative Agent for the period ending 31 December 2014 (US\$ thousands)

	Annual 2013	Annual 2014	Cumulative
Sources of Funds			
Gross Contributions	60,959	29,566	244,803
Fund Earned Interest and Investment Income	165	135	2,139
Interest Income received from Participating Organizations	5	-	437
Total: Sources of Funds	61,130	29,701	247,379
Use of Funds			
Transfers to Participating Organizations	52,184	34,445	190,109
Refunds received from Participating Organizations	(626)	(83)	(843)
Net Funded Amount to Participating Organizations	51,557	34,361	189,266
Administrative Agent Fees	492	296	2,330
Bank Charges	4	3	10
Other Expenditures	118	-	118
Total: Uses of Funds	52,171	34,659	191,724
Change in Fund cash balance with Administrative Agent	8,959	(4,959)	55,655
Opening Fund balance (1 January)	51,655	60,614	-
Closing Fund balance (31 December)	60,614	55,655	55,655
Net Funded Amount to Participating Organizations	51,557	34,361	189,266
Participating Organizations' Expenditure	32,206	39,611	137,537
Balance of Funds with Participating Organizations			51,730

2.1 NATIONAL PROGRAMMES

The regional distribution of funding allocations, cumulative expenditures and delivery rates for National Programmes are provided in the Table 2-2 below. Of the total amount approved for National Programmes, 34 per cent has been approved for Africa, 35 per cent for Asia and 31 per cent approved for the LAC region. Overall delivery for National Programmes stands at 69 per cent.

Table 2-2 National Programme Approved Amount and Cumulative Expenditures by Country/Region as of 31 December 2014 (US\$ thousands)								
Africa								
Countries	Approved Amount	Net Funded Amount	Prior Period Expenditures as of 31 Dec 2013	Current Year Expenditures as of 31 Dec 2014	Cumulative Expenditures	Delivery rate (%)	Date of Policy Board Approval	End date
Cote d'Ivoire	3,210	3,210					Jul-14	Sep-17
DRC - Initial & full Programme	7,383	7,383	6,952	156	7,108	96.3%	Mar-09	Dec-13
Nigeria	4,000	4,000	423	1,243	1,666	41.7%	Oct-11	Dec-16
Republic of the Congo	4,000	4,000	241	1,427	1,668	41.7%	Mar-12	Oct-2015
Tanzania	4,280	4,280	4,026	89	4,115	96.1%	Mar-09	Jun-13
Uganda	1,799						Nov-14	Pending signature
Zambia	4,490	4,490	3,343	959	4,302	95.8%	Mar-10	Dec-14
Sub-total	29,162	27,363	14,985	3,874	18,859	70%		
Asia								
Countries	Approved Amount	Net Funded Amount	Prior Period Expenditures as of 31 Dec 2013	Current Year Expenditures as of 31 Dec 2014	Cumulative Expenditures	Delivery rate (%)	Date of Policy Board Approval	End date
Bangladesh	2,301						Dec-13	Pending signature
Cambodia	3,001	3,001	1,449	928	2,377	79%	Nov-10	Jun-15
Indonesia	5,644	5,587	5,450	(2)	5,448	98%	Mar-09	Oct-12
Mongolia	3,996						Jul-14	Pending signature
Papua New Guinea	6,389	3,220	1,434	1,699	3,133	97%	Nov-10	Dec-15
Solomon Islands	550	550	374	115	489	89%	Nov-10	Mar-14
Sri Lanka	4,000	4,000	228	625	853	21%	Mar-12	Jan-16
The Philippines	500	500	488	(28)	460	92%	Nov-10	Apr-13
Vietnam	4,385	4,355	4,353	(1)	4,352	100%	Mar-09	Jun-12
Sub-total	30,766	21,213	13,776	3,336	17,112	81%		
Latin American & the Caribbean								
Countries	Approved Amount	Net Funded Amount	Prior Period Expenditures as of 31 Dec 2013	Current Year Expenditures as of 31 Dec 2014	Cumulative Expenditures	Delivery rate (%)	Date of Policy Board Approval	End date
Argentina	3,842						Jul-14	Pending signature
Bolivia	1,188	607	141	172	313	52%	May-13	Dec-16
Colombia	4,000	4,000		3	3	0%	Jun-13	Dec-17
Ecuador	4,000	4,000	2,367	1,269	3,636	91%	Mar-11	Dec-14
Honduras	3,610						Nov-14	Pending signature
Panama	5,300	5,300	3,042	1,331	4,373	83%	Oct-09	Jun-15
Paraguay	4,720	4,720	1,424	855	2,279	48%	Nov-10	Jan-16
Sub-total	26,660	18,627	6,974	3,630	10,604	57%		
Grand Total	86,588	67,203	35,735	10,840	46,575	69%		

Figure 2-2 National Programme Funding Allocation Distribution by Region (%)

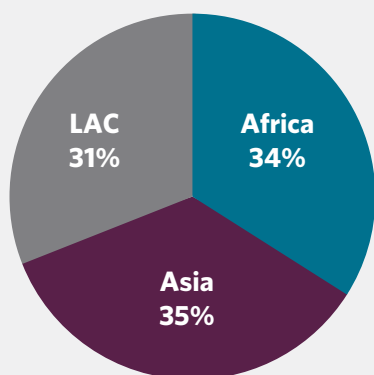
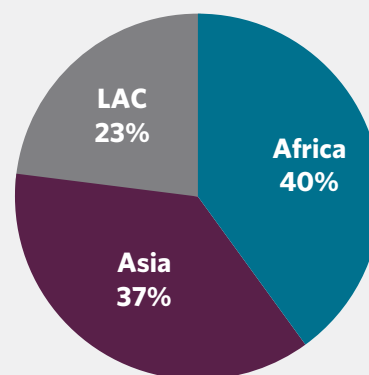


Figure 2-3 National Programme Cumulative Expenditure Distribution by Region (%)



2.2 SNA APPROVED AMOUNT, NET FUNDED AMOUNT AND EXPENDITURE

During 2014, US\$ 24.7 million was transferred as additional resources to the SNA, as per the revised allocation approved by the Eleventh Policy Board meeting in December 2013. This brought the total net funded amount to US\$ 97.5¹⁷ million. In terms of implementation, some of the activities in the revised 2014 work plan began in the third and fourth quarter of the year due to the timelines required to recruit personnel and enter into contract with partners.

Table 2-3 below provides financial information per agency against the total approved amount up to December 2014, including last the Policy Board allocation decisions. Cumulative expenditures for the SNA in 2014 amounted to US\$ 66.2 million against a net funded amount of US\$ 97.5 million.

Table 2-3 SNA Approved Amount, Net Funded Amount and Expenditures as of 31 December 2014 (US\$ thousands)

Participating UN Organisation	Prior Years as of 31 Dec. 2013		Current Year Jan-Dec 2014		Total		Expenditure	Delivery Rate
	Approved Amount	Net Funded Amount	Approved Amount	Net Funded Amount	Approved Amount	Net Funded Amount	Cumulative	%
FAO	23,817	23,817	22,119	10,013	45,937	33,831	24,231	72%
UNDP	27,736	27,736	19,761	8,879	47,488	36,616	22,020	60%
UNEP	21,227	21,227	14,232	5,834	35,460	27,062	19,929	74%
Total	72,780	72,780	56,113	24,726	128,896	97,508	66,181	70%

Figure 2-4 SNA Net Funded Amount and Expenditures per agency as of 31 December 2014 (US\$ thousands)

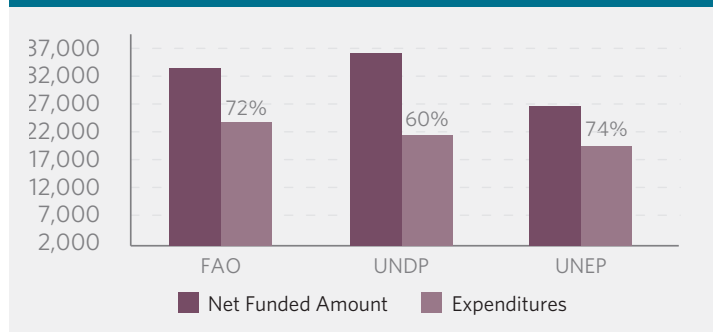
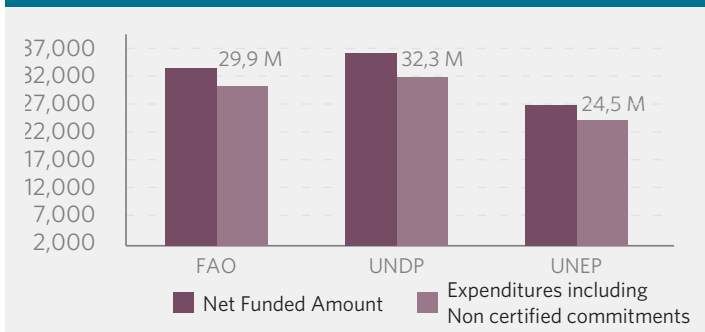


Figure 2-5 SNA Net funded Amount, Expenditures and Non certified Commitments per agency as of 31 December 2014 (US\$ thousands)



¹⁷ This amount excludes US\$ 613,695 provided directly to UNEP by the Government of Spain for the SNA because it was not passed through the MPTF. The Financial report on the SNA annex however includes this amount.

Non-Certified financial information provided by the UN Agencies to the Programme¹⁸

Due to the timeline required to enter into contracts with partners and recruit personnel for some of the activities, significant portions of the allocated budget were obligated as programmatic commitments to be disbursed in the future and are therefore not included in the certified expenditures. These programmatic commitments include approved Targeted Support committed to countries, funds committed for the Country Needs Assessment and the CBR+ project committed to in 2013. In addition, as International Public Sector Accounting Standards (IPSAS) regulations only allow funds disbursed in the current period to be recorded as expenditure, financial commitments for some of the agencies such as purchase orders and contracts were also not included in the certified figures. The total amount of these commitments as of the end of 2014 is presented in Table 2-4 below in addition to the certified expenditures.

Table 2-4 SNA net funded Amount, Expenditures and Non certified Commitments as of 31 December 2014 (US\$ thousands)

Participating UN Organisation	Cumulative as of 31 December 2014			Non Certified Commitments as of 31 Dec 2014 ¹⁹
	Net Funded Amount	Expenditures	Delivery rate (%)	
FAO	33,831	24,231	72%	5,660
UNDP	36,616	22,020	60%	10,281
UNEP ²⁰	27,062	19,929	74%	4,643
Total	97,508	66,181	70%	20,584

2.3 DONOR CONTRIBUTIONS

Contributions to the UN-REDD Programme Fund increased to US\$ 244.8 million in 2014, with deposits of US\$ 29.6 million. Norway continued to be the largest contributor, donating US\$ 213 million in 2014, followed by the European Union and Denmark. Table 2-5 shows all amounts deposited to the Fund as of 31 December 2014.

Table 2-5 Total donor deposits into the UN-REDD Programme Fund, cumulative as of 31 December 2014 (US\$ thousands)

Contributors	Prior Years as of 31-Dec-2013	Current Year Jan-Dec-2014	Total
DENMARK, Government of	9,898	-	9,898
EUROPEAN UNION	11,762	-	11,762
JAPAN, Government of	3,046	-	3,046
LUXEMBOURG, Government of	2,674	-	2,674
NORWAY, Government of	183,470	29,566	213,036
SPAIN, Government of	4,387	-	4,387
Grand Total	215,238	29,566	244,804

Of the total amount deposited, US\$26.9 million was for earmarked contributions by Japan and Norway for the Global Programme/Support to National Activities, as can be seen in Table 2-6. No additional earmarked contributions were received in 2014.

Table 2-6 Earmarked deposits into the UN-REDD Programme Fund, cumulative as of 31 December 2014 (US\$ thousands)

Contributors	Prior Years as of 31-Dec-2013	Current Year Jan-Dec-2014	Total
Norway	23,861	-	23,861
Japan	3,046	-	3,046
Grand Total	26,908	-	26,908

¹⁸ Not reported through the MPTF UNEX system

¹⁹ See the SNA annex for the breakdown into outputs and outcomes

²⁰ Refer to footnote 17

2.4 INTEREST

Total interest received up to 31 December 2014 was US\$ 2.6 million. This is made up of US\$ 2.1 million of interest received at the Fund level and US\$ 0.4 million received from Participating UN Organizations. Table 2-7 provides details on interest received by the Fund.

Interest Earned	Prior Years as of 31-Dec-2013	Current Year Jan-Dec-2014	Total
Administrative Agent			
Fund Earned Interest and Investment Income	2,004	135	2,139
Total: Fund Earned Interest	2,004	135	2,139
Participating Organization			
FAO	15		15
UNDP	422		422
Total: Agency earned interest	437		437
Grand Total	2,441	135	2,576

2.5 FUNDS APPROVED

As of 31 December 2014, based on receipt of all supporting documentation for UN-REDD Programmes approved by the Policy Board, the total approved amount was US\$ 240.1 million (Table 1-8), out of which US\$ 189.3 million was transferred (net funded) to Participating Organizations. Funds are transferred by the MPTF Office once the signed programme document and request for funds transfer have been received. In cases where the duration of a National Programme exceeds three years, annual instalments are transferred. In 2014 alone, US\$ 34.4 million was transferred to Colombia, Cote d'Ivoire, Panama, PNG and to the SNA.

The amount of Funds programmed but not yet transferred was US\$ 50.7 million as of 31 December 2014, leaving the available balance for programming²¹ at US\$ 5 million at the end of December 2014.

Participation Organization	Prior Years as of 31-Dec-2013		Current Year Jan-Dec-2014		Total	
	Approved amount	Net funded Amount	Approved amount	Net funded Amount	Approved amount	Net funded Amount
FAO	59,238	55,999	32,277	13,991	91,515	69,989
UNDP	64,473	60,337	27,547	13,316	92,020	73,653
UNEP	39,326	38,569	17,206	7,055	56,532	45,624
Grand Total	163,037	154,905	77,030	34,361	240,067	189,266

2.6 FUNDS APPROVED

Of the total amount net funded (amount transferred less any refunds), US\$ 137.5 million 72.7 per cent was reported as expenditure. Table 1-9 shows the expenditure and delivery rate of the Participating UN Organizations.

Participating Organization	Approved Amount	Net Funded Amount	Expenditure			Delivery Rate %
			Prior Years as of 31-Dec-2013	Current Year Jan-Dec-2014	Cumulative	
FAO	72,455	69,989	36,623	14,193	50,815	72.60
UNDP	76,979	73,653	35,489	16,073	51,561	70.01
UNEP	46,245	45,624	25,815	9,345	35,160	77.07
Grand Total	195,679	189,266	97,926	39,611	137,537	72.67

21 The Fund cash balance with the AA, US\$ 55.7 Million less the amount of Funds programmed by not yet transferred US\$ 50.7 million

2.7 EXPENDITURES BY CATEGORY

Project expenditures are incurred and monitored by each Participating Organization and are reported in accordance with the agreed categories for harmonized inter-agency reporting. In 2006, the UN Development Group (UNDG) set six categories against which UN entities must report project expenditures. Taking effect on 1 January 2012, the UN Chief Executive Board updated these to eight categories as a result of the adoption of IPSAS. All expenditures incurred up to 31 December 2011 have been reported in the old categories; post 1 January 2012 all expenditures are reported in the new eight categories.

Table 2-11 reflects expenditure reported in the UNDG expense categories. Where the Fund has been operational pre and post 1 January 2012, the expenditures are reported using both categories. Where a Fund became operational post 1 January 2012, only the new categories are used.

Category	Expenditure			Percentage of Total Programme Cost
	Prior Years as of 31-Dec-2013	Current Year Jan-Dec-2014	Total	
Supplies, Commodities, Equipment and Transport (Old)	1,256,408	-	1,256,408	0.98
Personnel (Old)	23,105,695	-	23,105,695	17.95
Training of Counterparts (Old)	3,596,995	-	3,596,995	2.79
Contracts (Old)	6,914,797	-	6,914,797	5.37
Other direct costs (Old)	2,110,598	-	2,110,598	1.64
Staff & Personnel Cost (New)	24,662,462	18,440,186	43,102,649	33.49
Suppl, Comm, Materials (New)	882,818	159,129	1,041,948	0.81
Equip, Veh, Furn, Depn (New)	1,446,392	381,198	1,827,590	1.42
Contractual Services (New)	7,791,742	4,844,754	12,636,495	9.82
Travel (New)	7,290,527	5,558,541	12,849,068	9.98
Transfers and Grants (New)	7,090,004	2,893,225	9,983,229	7.76
General Operating (New)	5,446,103	4,833,378	10,279,481	7.99
Programme Costs Total	91,594,542	37,110,411	128,704,953	100.0
²² Indirect Support Costs Total	6,331,590	2,500,139	8,831,729	6.86
Total	97,926,132	39,610,550	137,536,683	

2.8 PROJECTS THAT COMPLETED OPERATIONS

As of December 2014, Seven UN-REDD Programmes were operationally closed. The UN-REDD National Programmes for Viet Nam and Indonesia, and the Global Programme (2009–2011) were operationally closed in 2012. In 2013, National Programmes in Tanzania, Democratic Republic of the Congo and the Philippines operationally closed, while in 2014, the National Programmes reaching operational closure were Ecuador, Solomon Islands and Zambia. Final certified financial reports on these programmes will be made available in line with the Participating UN Organizations' policies on financial closure.

MPTF ID Project	Country	Project description	Project status	Project End Date
00071391	The Democratic Republic of The Congo	UN-REDD Programme DRC	Operationally Closed	31 Dec 2013
00078169	Ecuador	UN-REDD Programme Ecuador	To be Operationally Closed in 2015	31 Dec 2014
00073509	Indonesia	UN-REDD Programme Indonesia	Operationally Closed	30 Oct 2012
00076668	Philippines	UN-REDD Programme Philippines	Operationally Closed	30 Apr 2013
00076666	Solomon Islands	UN-REDD Solomon Islands	To be Operationally Closed in 2015	31 Dec 2014
00073511	Tanzania	UN-REDD Programme Tanzania	Operationally Closed	30 Jun 2013
00070986	United Nations	UN-REDD International Support	Operationally Closed	16 Apr 2012
00076111	United Nations	UN-REDD International Support	Operationally Closed	16 Apr 2012
00072449	Viet Nam	UN-REDD Programme Vietnam	Operationally Closed	30 Jun 2012
00074834	Zambia	UN-REDD Programme Zambia	To be Operationally Closed in 2015	31 Dec 2014

²² Indirect Support Costs charged by Participating Organization, based on their financial regulations, can be deducted upfront or at a later stage during implementation. The percentage may therefore appear to exceed the 7% agreed-upon for on-going projects. Once projects are financially closed, this number is not to exceed 7%.

If 2014 was a year of preparation for 2015 and beyond, 2015 is where the Programme will stand at the crossroads of many important milestones. This is due to, firstly, the Programme wrapping up its first operational phase in 2015 and embarking on a second phase in a very different REDD+ landscape in terms of lessons learned, laws and regulations, participation and delivery. Secondly, 2015 is when several key milestones for global sustainable development and climate change efforts will be reached. A UN Summit is set to adopt the post-2015 development agenda for meeting the Sustainable Development Goals, while the Green Climate Fund will become operational and COP21 in Paris is set to finalize the post-2020 agreement on how to respond to climate change. Thirdly, the [New York Declaration on Forests](#) announced at the Secretary General's Climate Summit in September 2014 built important political momentum for REDD+ by endorsing a global timeline to cut natural forest loss in half by 2020, and strive to end it by 2030.

In 2015 and beyond, the Programme will, together with the Partner Countries, have the opportunity as well as the responsibility to realize REDD+ by delivering achievements, contributing knowledge for more effective and result-based REDD+, and by helping to integrate REDD+ into the post-2015 development agenda. In order to do so, the Programme will focus on addressing the recommendations that emerged from the [External Evaluation of the Programme](#) and inter-agency audit²³, as well as on assessing its mid-term impacts. It will also dedicate added effort to implementing a post-2015 strategy, currently under preparation, that is rooted in countries' needs at its core and that will offer a tailored approach to support them, while linking this support to the UNFCCC and broader global sustainable development agenda. Equal importance will be given to transforming the political momentum created by the New York Declaration on Forests into action in collaboration with Partner Countries, bilateral initiatives and other international REDD+ initiatives.

The key areas of operational and thematic focus for the Programme in 2015 include:

- Support countries to advance on the four pillars of the Warsaw Framework, placing emphasis on capturing lessons learned, and promoting and facilitating South-South exchanges, which have emerged as an effective mechanism for capacity building and mutual learning.
- Continue to benefit from the strengths of the Programme's various support modalities and mechanisms and use them in a complementary manner to best meet the country needs and ensure progress towards REDD+ results.
- Address recommendations from the external evaluation and internal inter-agency audit to enhance delivery at country level, through increased tailored support and use of competitive advantages of individual agencies to streamline delivery.
- Strengthening collaboration with other platforms and initiatives that are complementary to REDD+, such as the EU FLEGT Facility and the East Africa Initiative on Illegal Timber Trade and REDD+ launched in 2014.
- Addressing drivers of deforestation through a cross-sectoral and cross-institutional approach and more substantive engagement with the private sector, to be based on a concrete understanding of the implications of REDD+ to their operations. Involving all relevant government institutions – other than those specialized in environment and forestry – that bring other expertise such as budgeting, planning and economic modelling, and that can actually carry out implementation.
- Additional awareness raising on the importance of addressing tenure at legal, policy, administrative and enforcement levels and of strengthening capacity.
- Continue to mainstream gender throughout all programme support.
- Building on the external evaluation, decisions of the Policy Board, and stakeholder consultations, in order to finalise the 2016-2020 Strategy and ensure a smooth transition from the current phase to the next one.
- Securing the required resources to implement the next five-year of the Programme.

²³ Undertaken throughout 2014 with the report expected to be finalized in June 2015.

Some of the Programme's main challenges in 2014 were the following:

- Retention of technical capacity at country level is also means to ensuring country ownership, what is of paramount importance. Identifying the right participants and organizations for knowledge sharing, capacity building and decision making events as well as finding national and regional anchors for hosting this knowledge is an important factor in sustaining and furthering the progress made in countries. Both the Programme and the countries need to work together to ensure that capacity building is a progressive and not a stagnant or regressive effort.
- The complexity of REDD+ and changing global REDD+ regulatory framework: the past two years of UNFCCC dialogue has resulted in clarity on the REDD+ framework, with the REDD+ Rulebook completed and the Warsaw Framework adopted. The adoption of the Warsaw Framework has brought change for both the countries and the Programme in terms of delivery, expectation, work plans and budgeting. This is shown by the increased number of requests for support, through both National Programmes and targeted support, as well as by the rapid increase in Partner Countries, as a growing number of countries become familiar with REDD+ and the Programme.
- The Programme has proven that it has the technical capacity to adjust and respond to such changes as, since its inception, it has been guided by and adhered to the UNFCCC decisions. However, as the Programme's budget is approved on annual basis, uncertainty over funding availability has left a narrow window of planning time for programming and human resources for the period and for the subsequent years. Securing the technical expertise developed by the UN-REDD Programme and the provision of timely support to countries is a critical element of the UN-REDD programme strategy 2016-2020.
- The clarity on the REDD+ framework, coupled with the political momentum built in 2014, offers opportunities as well as challenges to the countries to deliver REDD+. The key challenges observed are a tendency to design over-ambitious and costly systems that are not in sync with the country's capacity, or to hold high expectations such as that establishing a REDD+ fund management system will guarantee funding. The Programme will support countries to progress in an inclusive step-wise manner, addressing all elements of UNFCCC decisions, in particular those related to governance and drivers of deforestation, along with the Warsaw Framework four pillars, thus building confidence in REDD+ ahead of 2020.

ABBREVIATIONS AND ACRONYMS

ANAM	Autoridad Nacional del Ambiente de Panamá or National Environmental Authority of Panama
BeRT	Benefits and Risks Tool
BUR	Biennial Update Report
CACO-REDD+	Cadre de Concertation des Organisations de la Société Civile et des Peuples Autochtones or Consultation Framework for Civil Society and Indigenous Peoples in Republic of the Congo
CAST	Country Approaches to Safeguards Tool
CBR+	Community-based REDD+
COONAPIP	Coordinadora Nacional de los Pueblos Indigenos de Panamá (National Coordinating Body of Indigenous Peoples in Panama)
COP	Conference of the Parties
CSO	Civil society organization
DRC	Democratic Republic of the Congo
FAO	Food and Agriculture Organization of the United Nations
FCPF	Forest Carbon Partnership Facility
FLEGT	Forest Law Enforcement, Governance and Trade
FREL	Forest Reference Emission Level
FRL	Forest Reference level
FPIC	Free Prior and Informed Consent
GEF	Global Environment Facility
GHG	Greenhouse gas
GIS	Geographic Information System
IPSAS	International Public Sector Accounting Standards
LAC	Latin America and the Caribbean
MPTF	Multi-Partner Trust Fund
MRV	Measurement, Reporting and Verification
MRV&M	Measurement, Reporting and Verification, and Monitoring
NFI	National Forest Inventory
NFIS	National Forest Inventory System
NFCI	National Forest and Carbon Inventory
NFMS	National Forest-Monitoring System
NGO	Non-governmental Organization
NP	National Programme
OCCD	Climate Change and Development (PNG)
PEB	Programme Executive Board
PGA	Participatory Governance Assessment
PLRs	Policies, laws and regulations
PMU	Programme Management Unit
PNG	Papua New Guinea
REDD	Reducing Emissions from Deforestation and Forest Degradation
REDD+	Reducing Emissions from Deforestation and Forest Degradation in Developing Countries; and the role of conservation, sustainable management of forests and enhancement of forest carbon stocks in developing countries

REDD+ SES	REDD+ Social and Environmental Standards
REL	Reference Emission Level
RL	Reference Level
R-PP	Readiness Preparation Proposal
SFM	Sustainable forest management
SGP	Small Grants Programme (GEF)
SIS	Safeguard Information System
SNA	Support to National REDD+ Action: Global Programme Framework 2011-2015
UNDP	United Nations Development Group
UNDP	United Nations Development Programme
UNEP	United Nations Environment Programme
UNFCCC	United Nations Framework Convention on Climate Change

DEFINITIONS

Allocation

Amount approved by the Steering Committee for a project/programme.

Approved Project/Programme

A project/programme including budget, etc., that is approved by the Steering Committee for fund allocation purposes.

Contributor Commitment

Amount(s) committed by a donor to a Fund in a signed Standard Administrative Arrangement with the UNDP Multi-Partner Trust Fund Office (MPTF Office), in its capacity as the Administrative Agent. A commitment may be paid or pending payment.

Country specific support

One of the three categories of support of the 'Support to National REDD+ Action: Global Programme Framework 2011-2015' (SNA), which includes targeted support and backstopping. The other categories are International Support Function and Secretariat.

Contributor Deposit

Cash deposit received by the MPTF Office for the Fund from a contributor in accordance with a signed Standard Administrative Arrangement.

Delivery Rate

The percentage of funds that have been utilized, calculated by comparing expenditures reported by a Participating Organization against the 'net funded amount'.

Indirect Support Costs

A general cost that cannot be directly related to any particular programme or activity of the Participating Organizations. UNDG policy establishes a fixed indirect cost rate of seven per cent of programmable costs.

International Support Function

One of the three categories of support under the 'Support to National REDD+ Action: Global Programme Framework 2011-2015' (SNA). Activities undertaken by both regional and headquarters UN-REDD Programme personnel, with a view to enhance knowledge on REDD+ related areas, enable countries to contribute to the development of technical guidelines, promote increased expertise on REDD+ and promote exchange of experiences, including South-South cooperation.

Net Funded Amount

Amount transferred to a Participating Organization less any refunds transferred back to the MPTF Office by a Participating Organization.

Participating UN Organization

A UN Organization or other inter-governmental Organization that is an implementing partner in a Fund, as represented by signing a Memorandum of Understanding (MOU) with the MPTF Office for a particular Fund. For the UN-REDD Programme, FAO, UNDP and UNEP are the Participating UN Organizations.

Project/Programme Document

An annual work plan or a programme/project document, etc., which is approved by the Policy Board for fund allocation purposes.

Project Expenditure

The sum of expenses and/or expenditure reported by all Participating Organizations for a Fund irrespective of which basis of accounting each Participating Organization follows for donor reporting.

Project Financial Closure

A project or programme is considered financially closed when all financial obligations of an operationally completed project or programme have been settled, and no further financial charges may be incurred.

Project Operational Closure

A project or programme is considered operationally closed when all programmatic activities for which Participating Organization(s) received funding have been completed.

Project Start Date

Date of transfer of first instalment from the MPTF Office to the Participating Organization.

Targeted support

Demand-driven, specific support provided under one or more of the six UN-REDD Programme work areas or outcomes of the SNA. It belongs to the SNA support category of country-specific support. See [Procedures for Accessing UN-REDD Programme Targeted Support](#).

Total Approved Amount

This represents the cumulative amount of allocations approved by the Steering Committee.

Net Transferred Amount

Net Amount transferred to a Participating Organization as approved by the Steering Committee and disbursed by the Administrative Agent.