



*Empowered lives.
Resilient nations.*

Annual Performance Report

2016

UNDP GLOBAL
ENVIRONMENTAL
FINANCE UNIT



*Empowered lives.
Resilient nations.*

UNDP partners with people at all levels of society to help build nations that can withstand crisis, and drive and sustain the kind of growth that improves the quality of life for everyone. On the ground in nearly 170 countries and territories, we offer global perspective and local insight to help empower lives and build resilient nations. www.undp.org



The Global Environment Facility (GEF), established on the eve of the 1992 Rio Earth Summit, is a catalyst for action on the environment — and much more. Through its strategic investments, the GEF works with partners to tackle the planet's biggest environmental issues.

May 2017

© **United Nations Development Programme**

304 East 45th Street, 9th Floor

New York, NY 10017 USA

www.undp.org

All rights reserved. This publication or parts of it may not be reproduced, stored by means of any system or transmitted, in any form or by any medium, whether electronic, mechanical, photocopied, recorded or of any other type, without the prior permission of the United Nations Development Programme.

This publication is digitally printed using eco-friendly practices including sustainably manufactured paper, carbon-neutral presses and environmentally-friendly ink.

AUTHORS: Margarita Arguelles, Nancy Bennet, Ciara Daniels, Jessie Mee, Estefania Samper.

ART DIRECTION & DESIGN: Camilo J. Salomón (www.cjsalomon.com)

INFOGRAPHICS: Ipsita Sarkar (ipsita.sk@gmail.com)

PRINTER: Influence Graphics.

COVER PHOTO: Farmers learn more sustainable practices, reversing degradation and improving economic wellbeing in Strumica River Basin, the former Yugoslav Republic of Macedonia. Photo by Ljubo Stefanov/UNDP.

Contents

Foreword	2
UNDP and Global Environmental Vertical Funds	4
Demonstrating Impact	8
Africa	12
Arab States	16
Asia and the Pacific	20
Europe and Central Asia	24
Latin America and the Caribbean	28
Gender in Action	32
GEF Small Grants Programme	38
Annex 1: Corporate Scorecard	39
Annex 2: Projects Active in 2016	42



Foreword



ADRIANA DINU

Year 2016 was a year of celebration! UNDP celebrated its 50th year as a leader in international development, while also marking the 25th year of our outstanding partnership with the Global Environment Facility (GEF).

As one of the founding members of the GEF, we are especially proud to celebrate the achievements of this great partnership. The partnership has enabled countries to deliver high quality results for our people and our planet. As outlined in this ninth annual performance report—and in several anniversary publications—the investments made over the past 25 years have helped to transform markets, empower and strengthen the resilience of vulnerable communities, and build the capacity of countries to safeguard their natural capital as the foundation of sustainable development. The GEF continues to play a critical role in providing financing to developing countries to achieve global environmental benefits that reduce or reverse the pressures on planetary boundaries.

In 2016, the new UNDP partnership with the Green Climate Fund (GCF) began to flourish. Eleven countries were successful in accessing US\$348 million of GCF grant financing, with the support of UNDP, to undertake innovative approaches focused on scaling up climate change adaptation measures—contributing to food and water security, improved coastal zone management, and reduced vulnerability of communities—and mitigation measures through reducing emissions from deforestation and forest degradation, and generating accessible, sustainable, and affordable energy. This was a wonderful first chapter of what will be an exciting, strategic and results-driven partnership with the GCF.

Addressing poverty and persistent inequalities when several planetary boundaries have already been transgressed is a daunting task. The good news is the world has never been so aligned around a vision as it is now. The Sustainable Development Goals (SDGs) are not just aspirational, but transformational; if fully implemented they will change the trajectory of development for all countries and peoples. The consonance of the SDGs and the Paris Agreement signals a new era of commitment and political will. The 2030 Agenda is notable for the extent to which it reflects a widespread acknowledgement by UN Member States that the health of the planet—from climate, to oceans, water, land, biodiversity and forests—is essential for sustainable development. Our work demonstrates that investments in the environment contribute to the achievement of SDGs 13, 14, and 15 and accelerate the achievement of the other SDGs including those aimed at eradicating poverty and hunger, and building strong institutions, peace, and stability.

UNDP's partnerships with the GEF, the GCF, and other vertical funds and partners demonstrate our shared commitment to advance the 2030 Agenda and support countries in turning the vision of long-term prosperity, human development, and environmental well-being into reality. This ninth annual performance report of the UNDP Global Environmental Finance Unit provides a snapshot of progress made in delivering impact in 143 countries through 810 projects representing a total investment of \$3.1 billion. We also include—for the first time—a corporate scorecard that tracks the efficiency and effectiveness of the portfolio of GEF-financed projects, demonstrating our commitment to deliver value for money to those who support us in our mission.

I continue to be inspired by every one of the magnificent people who have contributed so much on our shared journey to deliver high quality results for people and the planet. Thank you!

Adriana Dinu
Executive Coordinator
UNDP Global Environmental Finance Unit
Sustainable Development Cluster
Bureau for Policy and Programme Support
UNDP


Alignment of our work with the Sustainable Development Goals

Relative circle sizes indicate the percentage of active GEF-financed projects that contribute to each SDG shown

OVERARCHING OBJECTIVES



OUR PLANET'S LIFE SUPPORT SYSTEMS



DEVELOPMENT IMPACTS AND SUSTAINING TRANSFORMATIONAL CHANGE



UNDP AND GLOBAL ENVIRONMENTAL VERTICAL FUNDS



UNDP partners with environmental vertical funds to support countries in accessing, combining and sequencing various sources of environmental finance and financial instruments for high-impact environmental benefits that advance sustainable development.

UNDP was one of the founding implementing agencies of the Global Environment Facility (GEF), and in 2016 celebrated 25 years of partnership with the GEF. Since 1992, UNDP has mobilized a total of US\$6.6 billion in GEF resources, assisting 150 developing countries in addressing the key drivers of environmental degradation which undermine sustainable development. With a current market share of 39 percent, UNDP is the largest of the 18 GEF Agencies.

The Green Climate Fund (GCF) is the newest vertical fund partner of UNDP. UNDP was the first UN agency to be accredited to the GCF and in 2016 became the first international Accredited Entity with approved projects to sign an Accreditation Master Agreement with the GCF. UNDP is one of only three international entities to have signed a Framework Readiness and Preparation Support Grant Agreement with GCF, governing UNDP’s engagement as a delivery partner for climate readiness.

These environmental vertical funds require all Accredited Agencies (also called entities) to provide fund-specific services, and provide a fee to the accredited agency for the delivery of these services.

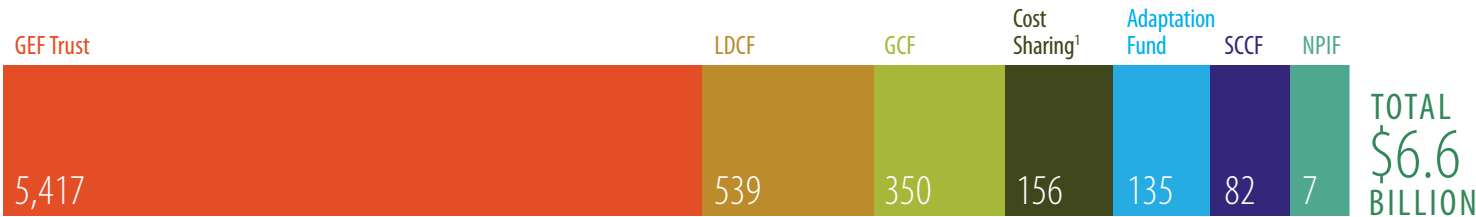
In the case of the GEF managed funds, services are defined by the GEF Council and include corporate services such as portfolio-level financial and results reporting, and project cycle management services, such as project design, monitoring and evaluation. Similar services are required by the GCF and the Adaptation Fund.

UNDP Global Environmental Finance (UNDP-GEF) Unit

For managing the relationship with the environmental vertical funds, the Global Environmental Finance Unit in the Sustainable Development Cluster of the Bureau for Policy and Programme Support works with countries to access environmental finance for sustainable development. The Unit provides GEF programming and implementation support services to countries in five thematic areas: sustainable management of biodiversity and ecosystems; sustainable, affordable, and accessible energy services; scaling up climate change adaptation and mitigation; sustainable management of chemicals and waste; and improved water and ocean governance. The Unit also provides GCF programming and implementation support services covering sustainable, affordable and accessible energy; and scaling up climate change mitigation and adaptation. This work represents a major conduit of finance for implementing the four environmental outputs in the UNDP Strategic Plan.

Total Resources Mobilized since 1992

(IN MILLION US\$)



LDCF is the Least Developed Countries Fund; GCF is the Green Climate Fund; SCCF is the Special Climate Change Fund; NPIF is the Nagoya Protocol Implementation Fund.

¹ Cost-sharing is additional funding received for already approved GEF-funded projects from the Governments of Australia, Austria, Brittany, Canada, Denmark, Flanders, Norway, Switzerland and the United States, as well as the European Commission.

Managing for Results

Projects financed by environmental vertical funds are required to follow the specific policies and procedures of each vertical fund in addition to UNDP policies and procedures. The UNDP-GEF Directorate closely monitors compliance with the vertical fund requirements to ensure that UNDP delivers high quality services to each vertical fund thereby maintaining UNDP's reputation as a reliable, effective, and efficient partner.


The Corporate Scorecard in Annex 1 highlights progress made by the UNDP portfolio of active GEF-financed projects against key project cycle milestones. Where appropriate, UNDP's performance is compared to the overall GEF average, which combines the performance of all 18 GEF Agencies.

UNDP and the Green Climate Fund

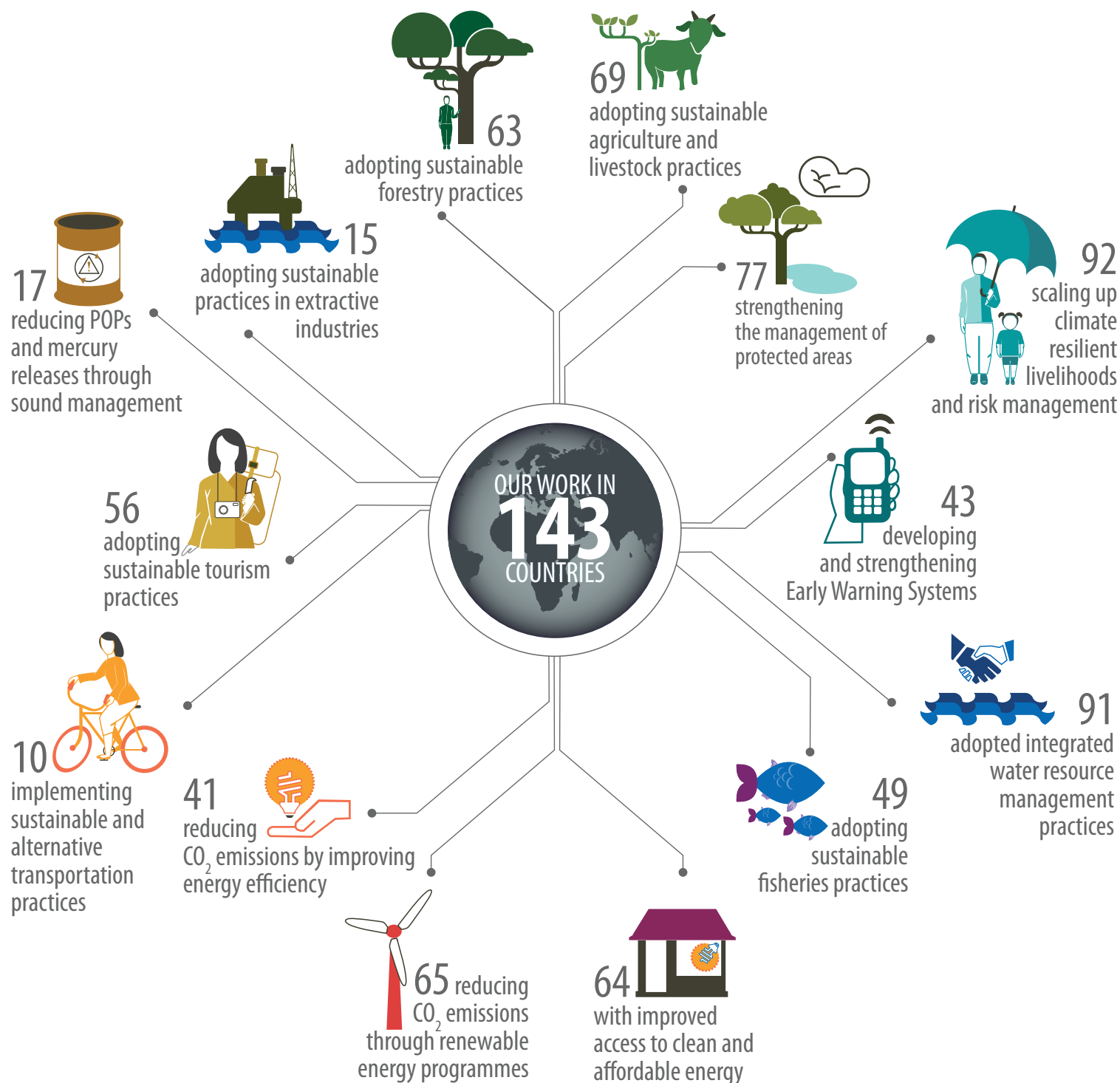
Since 2015, UNDP has mobilized a total of \$348 million in GCF resources for 11 approved projects for **Armenia, Ecuador, Malawi, Maldives, Mauritius, Pakistan, Samoa, Sri Lanka, Tuvalu, Uganda** and **Viet Nam**. The 11 projects already approved will advance sustainable development by increasing resilience to climate change among 4.5 million direct and 65.7 million indirect beneficiaries, while avoiding 22.5 million tons of CO₂-equivalent emissions. To date, UNDP-supported GCF readiness grants have been approved for eight countries to build government capacity to access climate finance.

Projects Covered in this Report

The 810 active projects within the scope of this report, listed in Annex 2, represent a total grant investment of US\$3.1 billion. Combined with an additional US\$14.1 billion in co-financing, this represents US\$17.2 billion invested in the environment and sustainable development priorities of 143 countries. Of the 810 projects, 344 submitted annual project reports to the relevant vertical fund, 62 a mid-term review (MTR) and 55 a terminal evaluation (TE) report.



Supporting Sustainable Practices Across the Globe



DEMONSTRATING IMPACT



This section provides regional snapshots of progress made toward realizing environment and development benefits from projects financed by environmental vertical funds and supported by UNDP. Only a small selection of the total cohort of 810 projects could be included in this short annual report. The results depicted in the infographics throughout the report are actual results reported by projects under implementation. Projects that made particularly notable contributions toward gender equality are presented in the Gender in Action section of this report, and the achievements of the GEF Small Grants Programme are described in the section that follows thereafter.



The Rio Conventions and UNDP

The three Rio Conventions have mobilized the world to address the interrelated challenges of climate change, biodiversity loss, and desertification and land degradation. UNDP supports countries with meeting their reporting requirements under the **United Nations Framework Convention on Climate Change (UNFCCC); the Convention on Biological Diversity (CBD); and the UN Convention to Combat Desertification (UNCCD)**. As the Parties to the UNFCCC established a process whereby countries prepare National Adaptation Plans (NAPs), UNDP, together with UN Environment, supported 16 least developed countries in 2016—Angola, Bangladesh, Burkina Faso, Cambodia, Comoros, Djibouti, Guinea, Liberia, Lesotho, Madagascar, Malawi, Mauritania, Niger, The Gambia, Senegal and Tanzania—to advance their NAP process. With financing from the GEF, EU, and Government of Germany, UNDP supported over 40 countries in developing their Intended Nationally Determined Contributions (INDCs), the backbone of future action on climate change, for the UNFCCC. Since 2014, UNDP has organized 17 regional and global forums in partnership with the UNFCCC Secretariat and others to exchange lessons learned and build capacity to prepare and

implement INDCs. Through this work, UNDP has reached over 1,000 policymakers from over 130 countries. Through a Global Support Programme, UNDP and UN Environment are supporting over 20 ‘non-Annex I countries’—developing countries that are particularly vulnerable to the effects of climate change—to prepare quality National Communications (NCs) and Biennial Update Reports (BURs). In 2016, the Global Support Programme launched the Gender Responsive National Communications Toolkit³ to strengthen the capacity of national government staff and assist them in integrating gender equality into the development of NCs. UNDP also directly supports 45 countries to prepare and implement their National Biodiversity Strategies and Action Plans (NBSAPs) and national reports to the CBD. In partnership with the CBD Secretariat, UN Environment and others, UNDP supports 128 small island, middle income, and developing countries through the NBSAP Forum (<http://nbsapforum.net>), an online knowledge management and technical support facility. Furthermore, UNDP assists countries with aligning their National Action Programs to the 10 Year Strategy of the UNCCD and piloting the Land Degradation Neutrality (LDN) target setting.

³ Available at: www.undp.org/content/undp/en/home/librarypage/womens-empowerment/gender-responsive-national-communications.html

Global Results: Benefiting People and Planet

458 MILLION HA
OF TERRESTRIAL AND MARINE
ECOSYSTEMS UNDER IMPROVED
MANAGEMENT AND/OR PROTECTION

223.9 MILLION PEOPLE
BENEFITTING FROM IMPROVED ECOSYSTEM
SERVICES THAT SUSTAIN AND PROTECT
THEIR LIVELIHOODS

74% PROJECTS
MAINSTREAMING GENDER
AND ADVANCING GENDER EQUALITY

37% PROJECTS
WORKING WITH INDIGENOUS
COMMUNITIES

27.6
MILLION PEOPLE
BENEFITTING FROM
CLIMATE RESILIENT
LIVELIHOODS AND RISK
MANAGEMENT



1.7 MILLION PEOPLE
BENEFITTING FROM REDUCING POPs
AND MERCURY RELEASES

15,758
TONNES
OF POPs HAVE BEEN
SAFELY DISPOSED

557
MILLION TONNES
OF CO₂ EMISSIONS AVOIDED

5.9 MILLION PEOPLE
BENEFITTING FROM SUSTAINABLE ENERGY SOLUTIONS
AND/OR IMPROVED ENERGY EFFICIENCY

26.8 MILLION PEOPLE
HAVE IMPROVED ACCESS TO CLIMATE
INFORMATION INCLUDING FROM
EARLY WARNING SYSTEMS

1,894 KM
OF COASTLINE PROTECTED VIA CLIMATE
CHANGE ADAPTATION MEASURES

INTEGRATED WATER
RESOURCES MANAGEMENT
MEASURES UNDERWAY IN
13 LARGE MARINE ECOSYSTEMS,
9 TRANSBOUNDARY RIVER BASINS,
2 LAKES AND 3 AQUIFERS

1.4 BILLION PEOPLE
BENEFITTING FROM INTEGRATED WATER
RESOURCES MANAGEMENT MEASURES IN
27 TRANSBOUNDARY WATER SYSTEMS

Africa

21 countries adopting sustainable forestry practices



26 countries adopting sustainable agriculture and livestock practices



NUMBER OF PROJECTS

198

NUMBER OF COUNTRIES

46

17 countries adopting sustainable tourism practices



29 countries adopting integrated water resources management practices



TOTAL GRANT AMOUNT

\$781 MILLION

20 developing and strengthening Early Warning Systems



22 countries with access to clean and affordable energy



38 scaling up climate resilient livelihoods and risk management



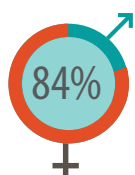
23 reducing CO₂ emissions through renewable energy programmes



74 million ha of terrestrial and marine ecosystems under improved management and/or protection



84% projects mainstreaming gender



37% projects working with indigenous communities

According to the *2016 Africa Human Development Report*, over the past two decades Africa has had one of the fastest rates of improvement in human development, but also has the lowest average levels of human development compared to other regions in the world. The development challenges faced by countries in this region, as in other regions, are exacerbated by ongoing conflicts, the changing climate, and legacies of environmental degradation. The Sustainable Development Goals (SDGs) offer a hopeful framework for tackling these interconnected challenges.

This chapter highlights a range of innovative interventions in Africa that are improving water management and climate information systems; securing equitable land tenure systems; advancing energy efficiency; and combatting the illegal trade of wildlife. By approaching the challenges of poverty and inequality from a variety of entry points, these interventions speak to the shared needs of the people and the planet.

In **Zimbabwe**, master farmer Boaz Chimombe recently experienced the challenges of climate change firsthand when his district received less than half the expected rainfall during the peak growing season. At the height of the dry spell in mid-February 2016, he was worried: “Given good rains I was expecting a yield of 15 tons on my plot alone, but now with these unforgiving weather conditions I will be lucky to harvest 0.5 tons of grain.” Joining UNDP’s climate-smart farming efforts, Boaz now practices conservation farming – planting drought-tolerant sorghum and using legume cover crops to retain soil moisture. When the drought ended in March, these resilient crops brought food to his table and additional income to his pockets; he harvested 1.2 tons of sorghum per hectare, more than double his past yields of 0.5 tons/ha. “I am now sitting pretty, I now have enough food to feed my family and also sell to others. People used to laugh at my field as an early adopter of climate smart farming practices. Look at me now, all my hard work and application of knowledge from the project trainings have paid off.” Now a champion for these practices, Boaz is helping UNDP to scale up this important work by showing fellow farmers in his district that climate change adaptation is possible even in the most difficult conditions. His household is one of the 10,100 directly targeted with this support. At the district level, localized weather forecast products have been developed in collaboration with the Meteorological Services Department and with input from farmers, extension workers and innovators from two local universities; these products will increase knowledge and understanding of climate variability and change-induced risks throughout the country.

Similar efforts by UNDP to strengthen—and improve systems for—climate information are underway in 15 countries in Africa. In **Ethiopia**, the country’s first weather index-based crop insurance mechanism paid out more than US\$100,000 to 1,403 farmers who suffered crop failures in 2015/2016 due to El Niño. In **Benin**, climate information is being generated by a new local automated weather station connected to the national meteorology department in Cotonou; farmers now receive details on the local weather, such as the expected onset of the rains, which is helping to maximize their crop yields and avoid losses. In **São Tomé and Príncipe**, the country’s first hydrological network—with a complete communication system that connects the country’s fire brigades, data management center, meteorological and hydrological services, and coastal guards—has been created to benefit vulnerable communities. As a result, national coverage of climate, weather, and hydrological information has increased from less than 20 percent to 60 percent, making the prevention of and improved response to climate-related events now possible.

In the coastal town of Tarrafal in **Cabo Verde**, a multi-country effort for improving water management in small island developing States (SIDS) is tackling water availability from a different angle: farmers on the outskirts of town now use treated wastewater from the town’s newly upgraded treatment plant for irrigation. At the same time, these farmers are growing salt-tolerant plants to form a living barrier along the coast, reducing salt water intrusion and improving the quality of their soil. The



By adopting improved planting, cultivation and processing techniques farmers in the Democratic Republic of Congo’s Kwilu Province are adapting to the impacts of climate change. Photo by Clotilde Goeman/UNDP.



Packaged DDT contaminated soil is loaded into shipment containers at Pamplemousses District, Mauritius. Photo by Hilda Van Der Veen/UNDP.

other countries targeted by this intervention are **Comoros**, **São Tomé and Príncipe**, **Seychelles**, **Maldives** and **Mauritius**. In **Mauritius**, UNDP has helped to establish a water quality monitoring programme that enables policy-makers to enact vital solutions for the 11,000 people who depend on the threatened Northern Aquifer. In **Comoros**, a watershed management plan was developed and adopted, and a monitoring plan is also operational, which has helped to provide information on water quality that is valuable for policy makers and farmers alike.

In **Eritrea**, an initiative to pilot the implementation of Eritrea's 1994 land reform policy has resulted in farmers increasing investments in sustainable land management. This change is transforming the land, as people construct terraces, build check dams, and plant trees, thereby reducing soil erosion, improving water retention capacity, and water quality, all of which is already leading to increased productivity. In **Burkina Faso**, 34 villages established new land tenure structures in partnership with territorial communities and in line with the national law on land tenure security, which are reducing conflicts among farmers and other land users, and supporting the sustainable management and protection of their lands. Similar work is underway in at least 12 other countries around the world.

In **Senegal**, UNDP and partners are delivering multiple development benefits from an innovative approach. Typha, an invasive aquatic plant that has proliferated along the Senegal River, is threatening internationally recognized wetlands in the country while also blocking irrigation canals, making fishing difficult, invading rice plots, and increasing health problems that result from stagnant water. By using typha as insulation that improves the energy efficiency of both rural and urban buildings, this innovative approach helps to conserve biodiversity and mitigate climate change simultaneously. These benefits are achieved through the knowledge transfer and co-production between CRATERre, a French research laboratory that specializes in construction, and local Senegalese artisans. The lessons learned in this work are expected to inform the development of similar efforts in other countries in the region, such as in **Mauritania** where a new initiative, inspired by the work in Senegal, was recently approved.

In 2000, **Ghana** became the first country in sub-Saharan Africa to develop an energy efficiency standards and labels program, initially targeting room air conditioners and lighting systems. Building on the success of those past interventions, UNDP has most recently supported the Energy Commission of Ghana with new legislation that established minimum energy performance standards for refrigerating appliances and an appliance

labeling regime. These pieces of legislation were designed to ensure that only appliances that meet minimum energy efficiency standards enter the Ghanaian market, effectively banning the import of inefficient used refrigerators. Refrigerating appliances in Ghana consumed an average of 1,140 kWh/year before the standards and labels program; following the introduction of standards and labelling under the UNDP support, new refrigerators sold in Ghana now consume only 385 kWh/year. Though there is still more work ahead, the enabling framework is now in place to sustain and scale up these significant results. A total of 12 countries in Africa and 29 countries in other regions are also improving energy efficiency.

Dramatic achievements of another kind were secured in Kibira and Ruvubu National Parks in **Burundi**, where dozens of poachers handed over their trapping and hunting equipment, and transformed themselves into environmental protectors. Previously dependent on the illegal trade of wildlife for their livelihoods, these people now defend and rehabilitate the animals and lands they once degraded, serving on committees—comprised of local residents, including the Batwa indigenous peoples—in charge of protecting the parks. Similar successes in combatting poaching have been secured in **Ethiopia**, where capacity building of law enforcement agents on the surveillance of live wildlife and wildlife products directly led to the increased seizure of illegally extracted elephant ivory and destruction of 6.1 tons in 2015. At the national level, the country has reshaped and enhanced its legal framework for wildlife conservation and established new protected areas in valuable sites where agricultural investments were previously planned. The boundaries of these new protected areas were demarcated in close consultation and agreement with the surrounding communities. Those communities are now involved in the surveillance and sustainable use of protected areas, with authority to fine violators. The value of these ecosystems for the local communities' welfare is recognized as intrinsic to the Ethiopian development model, with protected areas serving as both a refuge for wildlife and a source of livelihood. Thus, the agreements reached between managers of the protected areas and the local communities help to ensure that these valuable ecosystems will continue to provide important supportive services into the future. These achievements will be scaled up through a new initiative focused on enhancing the management and enforcement of Ethiopia's protected areas estate. Through a US\$131 million GEF-financed program on the illegal wildlife trade that includes this new project in Ethiopia, UNDP and partners are supporting 19 countries through a variety of interventions.



In São Tomé, training local communities in climate risk reduction. Photo by UNDP São Tomé.

Arab States

5 countries adopting sustainable tourism practices



6 countries adopting sustainable agriculture and livestock practices



NUMBER OF PROJECTS

53

NUMBER OF COUNTRIES

11

4 countries adopting integrated water resources management practices



3 countries adopting sustainable fisheries practices



TOTAL GRANT AMOUNT

\$199 MILLION

3 developing and strengthening Early Warning Systems



9 countries with access to clean and affordable energy



6 scaling up climate resilient livelihoods and risk management



8 reducing CO₂ emissions through renewable energy programmes



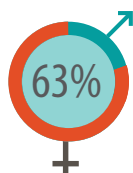
Countries in the Arab States continue to face a period of political transition, humanitarian crises, paired with numerous development challenges. Many environmental challenges are intensifying with climate change, and while the region is struggling to cope with current climatic conditions, the longer-term impacts associated with climate change will pose additional stress and new challenges.

This chapter highlights a variety of approaches currently underway through the region that are advancing the achievement of numerous SDGs, including those related to poverty, economic growth, and climate change.

109 million ha of terrestrial and marine ecosystems under improved management and/or protection



63% projects mainstreaming gender



37% projects working with indigenous communities

Globally, **Morocco** ranks among the largest exporters of medicinal and aromatic plants (MAPs), with a value of nearly US\$25 million of cultivated MAPs and US\$37 million of MAPs collected in the wild. Beyond international trade, MAPs are a panacea for traditional Moroccan medicine and are consequently in great demand in local markets. MAPs play a key role in the lifestyle of local sedentary and nomadic populations in remote regions of Morocco such as the Atlas Mountains and Sahara Desert, as an integral part of traditional medicine. MAPs are used to treat health problems related to the harsh environment (snake and scorpion bites, sunstroke and dehydration), and to care for camels.

Because of both the cultural and economic value of MAPs, they contribute to improving the living standards of disadvantaged people in Morocco, particularly in arid and semi-arid areas. Efforts across pilot sites covering 45,000 hectares have resulted in the organic certification of 15 MAP products—including dried leaves and essential oils of seven species such as rosemary, thyme, sage and lavender—in line with international standards. The average price of rosemary, for example, increased by 93 percent, 83 percent and 82 percent respectively for the Ofok, Kadam Al Atlas, and Lamrija MAPs production cooperatives.



Medicinal and aromatic plants contribute to improving the living standards of disadvantaged people in Morocco. Photo by UNDP Morocco.

South-South Cooperation

UNDP has a significant role to play as knowledge broker, partnership facilitator, and capacity development supporter when developing countries work together to find solutions to common challenges. South-South collaboration and learning between countries was reported in 61 percent of GEF-financed projects under implementation in 2016, both within and across regions. For example, professionals from 10 African countries—**Benin, Burkina Faso, Ethiopia, the Gambia, Liberia, Malawi, Sierra Leone, São Tomé and Príncipe, Tanzania** and **Uganda**—gathered in **Zambia** to learn and share experiences with the application of cutting-edge technology, communications, public-private partnerships, and meteorology to support climate information programmes. A GEF-financed initiative in India organized an international conference for sharing experiences, learning and best practices from implementing energy efficiency projects in the building sector amongst participants from **Armenia, Belarus, India, Malaysia, Morocco, Namibia, Romania, Russia, Thailand** and **Vietnam**. Experts in the management of protected areas in **Colombia** are working with counterparts from **Uruguay** to implement a Tourist Plan for the Uruguayan National Park Esteros de Farrapos (Western Littoral). Representatives from **Tonga** visited **Fiji** to learn about the governance system of locally managed marine areas and how to successfully engage communities, the private sector, and NGOs in resource management; they then applied that learning to advance the integrated management of the Fanga'uta Lagoon Catchment in Tonga. Personnel from Algerian Cultural Parks visited **Jordan** to learn about biodiversity conservation and management of protected areas, and then shared their learning with Cultural Parks staff and key partners throughout **Algeria**. Ukrainian representatives of an initiative that focuses on the development of bioenergy technologies visited **Moldova** to review and analyze results from a Moldovan biomass project and to replicate those strategies in **Ukraine**.



In Petra, a site of historical and archeological significance, more responsible ecotourism practices are yielding multiple development benefits. Photo by UNDP Jordan.

Working with existing professional organizations at both regional and national levels, UNDP and partners helped to create regional associations of cooperatives, which then established the National Federation of Cooperatives of Aromatic and Medicinal Plants. These new entities fill a gap in the sector by giving producers a voice, creating knowledge-sharing mechanisms for best practices, and enabling strong partnerships, both public and private. The High Commission on Water and Forests and Fight against Desertification (HCEFLCD) developed and enacted a series of MAP-specific sustainable collection guides as well as an *Action Plan for the Conservation, Sustainable Management and Valorization of Wild MAPs* that builds on the successes of this intervention and sustains them in the ten-year plan of HCEFLCD for the 2015-2024 period. Overall, through the establishment of cooperatives and organic certification, MAP collectors have increased their income and seen improvements in their lives, including improved housing conditions and better diets.

Another 13 countries in Arab States and other regions are building capacity at different levels for the sustainable use of MAPs, including **South Africa** and **Afghanistan**.

Morocco is also working with UNDP to strengthen the protection and sustainable use of genetic resources and its associated traditional knowledge through the establishment of a national framework on Access and Benefit-sharing (ABS) that will be compatible with the Nagoya Protocol under the Convention on Biological Diversity. A similar initiative recently began in **Algeria**, where a national policy on ABS will also be developed. This work will activate the potential of the countries' genetic resources and traditional knowledge for generating economic benefits in the form of business, employment, technology transfer, and capacity development. Across all regions, 13 countries are working on ABS, including Bhutan, Colombia and Fiji, and a global ABS initiative supporting another 24 countries—including Egypt, Jordan and Sudan—has recently been launched.

Tourism in **Jordan** has been based mainly on the country's rich cultural and archeological heritage—including the famous rock-cut architecture and water conduit system of Petra—and has been a major pillar of the national economy, accounting for 14 percent of GDP in 2010. There remains, however, great potential for further development of nature-based tourism in the country. Seizing on this opportunity, the Government is working with UNDP to catalyze more responsible ecotourism to yield multiple development benefits. Targeting popular but environmentally sensitive sites, more than 200,000 hectares are now covered by new biodiversity-friendly land use plans, including in and around the UNESCO World Heritage Sites Wadi Rum Protected Area and Petra. At the policy level, the Ministry of Tourism and Antiquities has recently established a Green Tourism Unit, which has already developed its governance system and began several initiatives, including a "Tourism and Biodiversity" Information Management System, a strategic environmental assessment for the tourism sector in Jordan, and an eco-labeling and certification system that will target tourism service providers. Work is also underway to embed biodiversity conservation and environmental protection into the National Tourism Strategy for 2016-2020.

A new initiative will soon start in **Egypt**, also focusing on the synergies between biodiversity conservation and tourism. Pressures from tourism will be mitigated and reduced across approximately one million hectares of land and sea, including 232,000 hectares of ecologically sensitive areas inside existing and planned protected areas that are threatened by

current tourism development pressures. At the same time, a national-level policy mainstreaming committee responsible for overseeing policy and planning coherence between tourism development and environmental/biodiversity management will be established. More than 50 countries around the world are likewise catalyzing benefits through sustainable tourism.

In **Lebanon**, UNDP is assisting the Lebanese Standards Institution in approving and adopting international quality standards related to solar photovoltaic (PV) equipment, which would enable Customs and the Industrial Research Institute to regulate the import of such equipment in line with those standards. Parallel efforts to identify, mitigate, and eliminate the risks that affect the competitiveness of renewable energy

are underway in collaboration with partners including the Ministry of Environment and the EU-funded UNDP-supported CEDRO Project. This work will pave the way for making the cost of electricity from solar and wind energy competitive with fossil fuel-based energy. Similar efforts are underway in **Tunisia**, where UNDP is supporting the Government in transforming its electricity mix to include 30 percent from renewable sources by 2030, resulting in large-scale greenhouse gas (GHG) emissions reductions. The Tunisia Solar Plan, which will be the foundation for this transformation, is expected to be finalized and operationalized in 2017.

Globally, another 63 countries are advancing the adoption of renewable energy.



In Jordan, UNDP is supporting environmentally friendly livelihood opportunities. Photo by UNDP Jordan.

Asia and the Pacific

14 countries
adopting
sustainable
tourism practices



16 countries adopting
sustainable
agriculture and
livestock practices



NUMBER
OF PROJECTS

214

NUMBER
OF COUNTRIES

35

23 countries
adopting
integrated water resources
management practices



18 countries
adopting
sustainable
fisheries practices



TOTAL GRANT AMOUNT

\$971 MILLION

14 developing
and strengthening
Early Warning
Systems



5 countries
reducing POPs and
mercury releases
through sound management



27 scaling up
climate resilient
livelihoods and
risk management



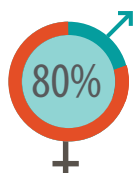
11 reducing CO₂
emissions through
renewable energy
programmes



74 million ha of
terrestrial and marine
ecosystems under improved
management and/or
protection



80% projects
mainstreaming
gender



48% projects
working with
indigenous
communities

There are over 4.5 billion people in the region of Asia and the Pacific, making it home to approximately 60 percent of the global population. Seven of the world's 10 most populous countries are in this region, as well as some of the smallest island nations. Rapid economic growth, increasing populations, and urbanization are among the challenges contributing to environmental degradation and natural resource depletion. These challenges and others call for a diverse set of initiatives to promote environmental sustainability and foster sustainable development. Countries are engaging in a wide range of efforts so that the region's development gains are not lost and prospects for future growth continue.

This chapter presents an assortment of stories from more than 15 countries in the region, which are building their resilience to extreme climatic events; strengthening their protected areas systems; reducing emissions through energy efficiency; bolstering communities against the risks of major flooding; and sustainably managing their valuable fisheries.

The Small Island Development States (SIDS) in the Pacific are particularly vulnerable to climate change effects—including increased frequency and severity of storms, sea level rise, salinity in cultivated areas, and coastline erosion—as much of their populations and infrastructure are situated along coastal zones. By strengthening resilience to extreme climatic events, these island nations are helping to preserve livelihoods. In **Tuvalu**, institutions and communities are improving how they plan, respond and adapt to climate change-related damage. Water retention capacity was increased by approximately 1,700 cubic meters through the construction and repair of community cisterns. This translates to an additional 8.5 days of expanded water supply for the entire nation. At the national level, climate change considerations were factored into the National Climate Change Policy as well as National Development Strategy Plan. Similar work is underway in the **Maldives** where communities are being supported to shift from relying on limited amounts of private rainwater supplies and expensive desalinated water to a functional communal management system that will address climate change-induced water shortages. Devastating El Niño events during 2015-2016 in the **Solomon Islands** resulted in a prolonged drought, with several communities experiencing severe water stress. To address this acute need, communal rainwater harvesting tanks were installed, and hand dug wells and a piped water system were rehabilitated and constructed. These infrastructure improvements complement long-term measures to enhance communities' resilience. Now climate change has been integrated into subnational water sector development strategies in the targeted provinces.

Protected areas (PA) provide a range of social, environmental, and economic benefits to communities residing in and around them. Through the effective management and expansion of PAs, biodiversity and traditional knowledge can be conserved, and local livelihoods strengthened. The PA system of **Malaysia** maintains the supply and purity of fresh water for millions of Malaysians and Singaporeans, mitigates climate change through the carbon sequestered by its extensive forests, and safeguards the country's unique and globally significant biodiversity, including populations of the critically endangered Malayan tiger. In the past year, communities living near three targeted PAs have been actively involved in discussions on the management of those sites; these communities, which include the indigenous Orang Asli, depend on those PAs for their livelihoods, and thus their active participation is vital for effective PA management. Similarly, the **Philippines** has taken steps to expand its national PA system to recognize new conservation

Ridge to Reef

Recognizing the critical value of coral reefs to many national economies, new Ridge to Reef (R2R) programs are working to improve the integration of water, land, forest, and coastal management to build sustainable futures for island communities in the Pacific. The Fanga'uta Lagoon and Catchment area in **Tonga** is home to more than half of the national population, with many communities relying on the lagoon for their food and income. With close engagement of community groups and other partners, thus far 20 percent of the lagoon area has been demarcated for community-based management. At the same time, communities are now managing new mangrove nurseries and replanting and restoring these important ecosystems. An R2R approach is also being taken in five districts in **Nauru**, directly targeting 30 percent of the country's population and a third of its coastline. Efforts are underway to build stronger policy frameworks and systems for marine and inland natural resource management, which will benefit the entire national population. Similar ridge to reef work will soon start in 14 Pacific Island countries under a new regional intervention.



Smallholder farmers in Cambodia, including women, introduce new varieties of rice and diversify crops to enhance resilience. Photo by UNDP Cambodia.



Climate resilient practices strengthen the resilience of farming communities in Mindanao, Philippines. Photo by UNDP Philippines.

areas such as Indigenous and Community Conserved Areas (ICCAs) and Local Conservation Areas. With support from UNDP, engagement with indigenous peoples went beyond achieving land coverage in the national PA system; it also resulted in strengthened relations with these groups, who are key to management of natural resources in the country. In **Mongolia**, community-based organizations comprised of herder households are actively participating in the management of Locally Protected Areas, while at the national level efforts are underway to, for the first time, secure legal recognition for community-conserved areas as part of the national PA system. **Afghanistan**, **Myanmar** and 13 other countries in the region are also working towards more effective management of their protected areas.

The region's two most populous countries, **China** and **India**, are implementing measures to reduce GHG emissions through the promotion of energy efficient technology and building materials. In **China**, over 14,000 rural energy efficient buildings have been constructed and a national design standard for energy efficient buildings was developed and publicized. Ten local governments have incorporated rural energy

efficient building applications and brick production into their local development planning and action plans. Online information systems and multi-media packages were developed to promote the widespread use of energy efficient bricks, reaching over 15 million people. Similarly, in **India**, manufacturers now have the technical know-how to set up machinery for resource-efficient bricks; nine of these manufacturers reduced their emissions over five years by 12,294 tons. **Bangladesh** has taken steps to promote widespread adoption of energy efficient kilns in the brick making industry. Brick making is one of the largest sources of GHG emissions in the country, estimated to be on the order of 6.4 million tons of CO₂ annually. In **Viet Nam**, non-fired brick production is being promoted as an energy saving measure. These energy efficient initiatives reduce energy consumption, local pollution, and GHG emissions, and helps boost economic growth and advance environmental sustainability; in total, eight countries in the Asia-Pacific region—and 41 around the world—are working with UNDP to promote energy efficiency.

The Government of **Viet Nam** is also working with UNDP and two other countries in the region—**Indonesia** and the **Philippines**—to sustainably manage tuna resources which are threatened by resource depletion and environmental degradation. Oceanic fish stocks, particularly tuna, provide the resource base for livelihoods, food security, and economic development opportunities for all three countries. Through the establishment and expansion of data collection programmes and more accurate estimates of species-specific catches, the risk of unsustainable tuna stocks is decreased. The sustainability of tuna fisheries is also being addressed in the Pacific SIDS: **Cook Islands**, **Kiribati**, **Marshall Islands**, **Micronesia**, **Nauru**, **Niue**, **Palau**, **Papua New Guinea**, **Samoa**, **Solomon Islands**, **Tonga**, **Tuvalu** and **Vanuatu**. In recent years, the economic contribution of tuna fisheries to SIDS economies has increased significantly, as reported in the annual *Economic Indicators Report* of the Pacific Islands Forum Fisheries Agency (FFA) and Pacific Community. Interventions aim to ensure that maximum economic and social benefits accrue to SIDS from the sustainable utilization and management of Western and Central Pacific Fisheries Convention (WCPFC) tuna fisheries. A significant achievement during the past year was the substantive contribution of representatives from SIDS to WCPFC meetings and processes, including various scientific committees and working groups. This work has contributed to increased awareness and higher levels of engagement among WCPFC stakeholders of the technical capacity and regional solidarity of SIDS.



Reducing the risk of glacial lake outburst floods in Nepal by promoting community-based risk reduction approaches. Photo by Kamal Raj Sigdel/UNDP Nepal.

Glacial melt and extreme precipitation events due to climate change can cause ice or sediment bodies that contain glacial lakes to breach, resulting in dangerous glacial lake outburst floods (GLOFs). Building on the experience and lessons learned from various initiatives, notably a successful UNDP-supported GLOF project in **Bhutan, Nepal** and **Pakistan** are taking action to reduce vulnerabilities to GLOFs. In **Nepal**, communities living downstream from the glacial Imja Lake are managing community-based Flood Early Warning Systems, which have been installed at three strategic locations to link upstream and downstream communities by sharing real time flood-related information. The reduction of water levels in Imja Lake using controlled draining will reduce the risk of a GLOF event in Nepal. GLOFs are also a serious risk in

the Himalayan Karakorum and Hindu Kush Mountain ranges in northern **Pakistan**, which have the world's largest glaciers (outside polar regions). Communities have been working with UNDP to develop infrastructure, including weather stations, rain gauges, sensors and observatories, Early Warning Systems, check dams, flood protection walls, bridges, and access routes. A newly approved GCF-financed initiative in Pakistan will scale up this work in vulnerable areas by building additional infrastructure, establishing more weather monitoring stations, and supporting the development of provincial climate change adaptation action plans to address GLOF risks from a sectoral perspective, focusing primarily on agriculture, livestock, and water.

Europe and Central Asia

7 countries
adopting
sustainable
forestry practices



10 countries
adopting
integrated water resources
management practices



NUMBER
OF PROJECTS

122

NUMBER
OF COUNTRIES

21

6 countries
adopting
sustainable
tourism practices



14 countries
reducing CO₂
emissions by
improving energy efficiency



TOTAL GRANT AMOUNT

\$348 MILLION

4 developing
and strengthening
Early Warning
Systems



9 countries
with access
to clean and
affordable energy



10 scaling up
climate resilient
livelihoods and
risk management



12 reducing CO₂
emissions through
renewable energy
programmes



Despite relatively equal distributions of income, broad access to social services, and small gender disparities across Eastern Europe, Turkey and Central Asia, many parts of the region are facing growing threats to their human development accomplishments. According to the region's *2016 Human Development Report*, unsustainable use of natural resources is a major risk factor in rolling back progress. For example, 97 percent of agricultural land in Tajikistan is at least somewhat eroded, while Uzbekistan is withdrawing 101 percent of its fresh water. Vulnerable households in low- and middle-income countries are particularly hard hit by unsustainable resource management and face significant food and energy security challenges.

This chapter focuses on a range of interventions in the diverse countries across Eastern Europe and Central Asia that are improving flood and water management; securing coastal and marine ecosystems; bringing clean and affordable energy to remote villages; and reducing the prevalence of hazardous chemicals. The environmental benefits of these interventions in turn deliver and enhance development benefits, contributing significantly to the SDGs.

38 million ha of
terrestrial and marine
ecosystems under improved
management and/or
protection



59% projects
mainstreaming
gender



4 implementing
sustainable and
alternative
transportation
practices



In **Georgia**, floods and flash flood events are common occurrence and could contribute to more than a 20 percent loss in the country's annual GDP. The Rioni River Basin is considered the country's most vulnerable to extreme climatic events. "Rioni is our constant threat. The river is widening every year, getting closer to the houses. In some of the places there are hardly two or three meters left between the river channel and backyards," said Natela Kharebava, a Sajavakho resident. With financing from the Adaptation Fund (AF), UNDP and partners have protected and stabilized the Rioni riverbanks from erosion by planting trees, established an early warning system, and installed 35 new weather-monitoring stations across the six municipalities that make up the Basin. Estimates show that more than 200,000 lives will be saved by these measures over the next 50 years. In addition, an innovative flood insurance scheme has been developed for the entire Basin: not only does this scheme protect vulnerable community members from the financial shocks of flooding events, it steers development away from high-risk areas, and has the potential to be implemented nationally. This work has transformed the way that the country approaches flood and flash flood management.

Similar efforts are underway in **Bosnia and Herzegovina**, which has experienced triple the frequency of floods from its major rivers in the

last decade. In the past two years alone, disasters have affected 15 times more people, causing economic losses 30 times higher than the previous decade. The Government is working to build the resilience of highly exposed rural poor communities. Through these efforts, and for the first time in the country, an automated hydrometric monitoring network is now operational in the Vrbas River Basin. This network serves as the informational foundation of a new Flood Forecasting and Early Warning system. Although the Basin covers only 12 percent of the country, its new methodology for flood hazard and risk mapping will be scaled up to reach the entire country. At the national level, amendments to the Law on Waters have been developed and, once approved, will create a basis for widespread adoption and scaling-up of adaptation-related technologies. Similar efforts to adapt to flooding events are underway in another 26 countries around the world, including **Namibia** and **Timor-Leste**.

Like riverside communities, those living close to the coasts face several threats from the changing climate. The rehabilitation and protection of coastal ecosystems can play an important role in building the resilience of communities and economies.



A new meteorological station near Kutaisi, Georgia will deliver essential climate data. Photo by Anka Gujabidze/UNDP.



An affordable microcredit program is advancing sustainable alternative livelihoods, including beekeeping. Photo by UNDP Kazakhstan.

In **Albania**, more than one third of the country's Adriatic coast is eroding at an alarming rate of one to two meters per year. With support from UNDP, the Government is better protecting the country's first marine protected area, the Karaburun-Sazan National Marine Park, and two other sites are in the process of being designated. At the national level, the Government recently approved the new *Strategic Plan on Marine and Coastal Protected Areas*, which assists coordinated decision-making for ecosystem-based spatial management. In **Croatia**, all 19 Croatian national protected areas—eight national parks and 11 nature parks—which cover approximately 12 percent of the land and two percent of the country's coastal sea area are being targeted through various interventions. The coastal region of **Azerbaijan** is its most intensely used and densely populated, and is under severe pressure due to the current construction boom. To combat these threats to its valuable biodiversity, the Government is working to secure and improve the boundaries and conservation of existing protected areas—including its largest protected areas on and around the coast of the Caspian Sea—with an emphasis on expanding protected area coverage and

harmonizing conservation and sustainable tourism efforts with local communities. With UNDP support, a total of 11 countries in the region (50 percent) and 92 countries globally are currently improving the management of their protected areas, covering more than eight million hectares in the region alone.

Throughout the region, 14 countries are also working with UNDP to mitigate the impacts of climate change through renewable energy, energy efficiency, and energy access interventions, which are vital for achieving economic growth, social progress, and environmental sustainability.

The Sorvo village in the Vahdat district of **Tajikistan** has long struggled with access to clean, affordable, and reliable energy. In a remote location with no access to the central grid, the people of Sorvo have, for more than 20 years, relied on homemade micro hydropower plants that they built with tractor wheels, old car spare parts and water pumps. These plants provide unstable frequency and voltage, meaning that they could not power electronics, and could not be used to power the village's one school. With support from UNDP, 70 households and the school are now connected to a new 30-kW capacity small hydropower plant, which is operated and maintained by three people from the village with technical backgrounds. Fayoz, one of those operators, is proud of Sorvo's new technology: "For years, we have relied on electricity from the self-built micro hydropower plants... Our children had to do their homework in poorly lighted conditions and even use candles or kerosene lamps... We are thankful that with the new hydropower plant we will avoid these problems now, as the quality of electricity is much better... children can study in properly lighted rooms at school and at home." Sorvo is one of many remote villages targeted to receive this sustained support; another five such plants have been commissioned, with seven more planned in the next year. At the national level, a new policy entitled "National Program for Development of Renewable Energy Sources and Construction of Small-scale Hydropower Plants" for the period 2016-2020 has been adopted, which will stimulate investments in the renewable energy.



Latin America and the Caribbean

16 countries
adopting
sustainable
forestry practices



14 countries adopting
sustainable
agriculture and
livestock practices



NUMBER
OF PROJECTS

186


NUMBER
OF COUNTRIES

30

25 countries
adopting
integrated water resources
management practices



15 countries
adopting
sustainable
fisheries practices



TOTAL GRANT AMOUNT

\$596 MILLION

14 countries
adopting
sustainable
tourism practices



7 countries
reducing POPs and
mercury releases
through sound management



11 scaling up
climate resilient
livelihoods and
risk management



11 countries
with access
to clean and
affordable energy

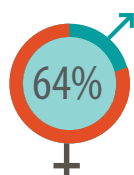


Latin America and the Caribbean is overall more prosperous than ever, with stronger, better-integrated economies and more solid democracies than several decades ago. However, wealth accumulates unevenly, further increasing inequalities and, in some cases, causing significant environmental degradation. Inadequate energy infrastructure is not keeping up with demand, leaving millions of people across the region without reliable access to electricity. Common to all economies in the region is the heavy reliance on natural resources, which is putting pressure on land, water, coastal ecosystems, and forests. At the same time, the region remains vulnerable to increased urban insecurity and conflicts, as well as seismic, climatic and meteorological risks that have disproportionate impacts on vulnerable communities and are seriously affecting national economies.

79 million ha of
terrestrial and marine
ecosystems under improved
management and/or
protection



64% projects
mainstreaming
gender



42% projects
working with
indigenous
communities

This chapter highlights various country-driven initiatives promoting energy efficiency; sound management and disposal of dangerous chemicals; conservation of globally significant biodiversity; and protection of coastal zones from climate change related events — all of which are delivering important benefits for the health, safety, stability and resiliency of the region.

More than 80 percent of **Brazil's** population lives in urban areas, and energy consumption from buildings accounts for half of total electricity consumption in the country. To move Brazil towards a more sustainable energy consumption pathway, the Government is taking steps to improve energy efficiency in public and private buildings. Different models of energy efficiency have been tested in public buildings in Rio de Janeiro, hospitals in Recife, and the headquarters of the National Electricity Regulation Agency in Brasilia. The Brazilian Labeling Program for Buildings has completed two rounds of a training programme with engineering professionals and building managers from around the country. In **Colombia**, a recently approved regulatory framework requires using labels rating energy consumption performance on high-demand equipment. This allows consumers to consider energy consumption when purchasing appliances and promotes a market transformation that gives a competitive advantage to energy efficient appliances.

Polychlorinated biphenyls (PCBs)—classified as persistent organic pollutants (POPs)—have been widely used as a component of cooling oil in electrical equipment such as transformers and capacitors, however they are considered by the International Agency for Research on Cancer as among the most carcinogenic compounds. In **Ecuador**, the Ministry of Environment is promoting the environmentally sound handling, storage, and disposal of chemicals and hazardous wastes, including the management of PCB stocks in the public electrical system. All electric companies in the country now have PCB management plans, and in January 2016 a ministerial agreement to regulate all phases of PCB management was published, helping to improve the health and safety of workers. The devastating 2016 earthquake provided additional impetus to raise community awareness to the dangers of PCBs and the necessity of sound chemicals management. **Costa Rica** is also promoting safe management and elimination of PCBs through several initiatives, including an approved national regulation for the identification and



UNDP is working with farmers to combat food insecurity in Haiti. Photo by M. Arago/UNDP Haiti



UNDP and the IMO have been assisting developing countries with reducing the risk of transfer of harmful aquatic organisms in ships' ballast water. Photo by UNDP-GEF-IMO GloBallast Partnership.

environmentally responsible elimination of PCBs that will significantly reduce negative impacts on human health and the environment. Similar activities are being carried out in **Colombia**, where public and private laboratories across the country are being trained on sampling and analysis of PCBs and other POPs in water, soil, air, oils, blood, breast milk and food.

In **Argentina**, a set of community-based payment schemes for environmental services (PES) was set up in four sites to conserve ecosystems and the services they provide. The Misiones province, located in the San Ramón River Watershed, covers an area of approximately 6,000 hectares, interspersed with remnants of an endangered ecosystem: the Atlantic Forest. Local farmers, authorities and staff from the municipal and provincial governments, and members of the San Ramón Watershed Committee were involved in the development of a General Management Plan for the entire watershed, an area where unsustainable agricultural practices were leading to the degradation of soils and water, and the associated loss of ecosystem services. The management plan serves as a guide for designing individual farmer's plans to increase the provision

of water-related ecosystem services while at the same time boosting agricultural production. Similar work is underway in **Guatemala**. A new legislative bill was approved and serves as an economic incentive for sustainable forest management promoting the establishment, recovery, restoration, management, production, and protection of forests. Activities are underway with local communities to ensure the sustainable management of about 9,700 ha of humid forest with the support of the Foundation for Eco-development and Conservation, the National Forest Institute, and by promoting reforestation with native species, natural regeneration, and the establishment of biological corridors and agroforestry systems. Local communities are involved in forest conservation and water management initiatives and have signed conservation agreements to protect over 13,000 ha of forest.

In the Caribbean, vulnerability and exposure to natural hazards has resulted in huge costs in terms of the loss of human lives, productive assets, infrastructure and natural resources. Coastal communities in **Haiti** are vulnerable to higher frequency of droughts and floods, which lead to increased beach erosion, salinization of fresh water aquifers

and estuaries, coastal erosion, and increased coral reef bleaching. As these climate-related impacts affect food security, coastal farmers are being supported to develop individualized farming plans based on: an analysis of family needs; the vulnerabilities, problems, and opportunities presented at each farm; and the vision of what the farmer wants to achieve. These plans include planting new types of vegetables to diversify crops, building stalls for livestock to keep them healthy and protect crops, making compost from farm waste, introducing new planting techniques that prevent erosion and use water more efficiently, and establishing tree and plant nurseries. Watershed management committees have been set up in the southern region of the country to support ongoing work, including reforestation to help local communities to better adapt to climate change impacts. At the national level, the Ministry of Environment and the Ministry of Agriculture have allocated specific budget lines for climate change management in institutional budgets and plans, and the Ministry of Environment's Climate Change Department developed highly strategic policy instruments, such as the country's Intended Nationally Determined Contributions (INDC) and the National Climate Change Policy, with support from UNDP. Similar efforts are underway in **Cuba**, where the coastal areas of the Artemisa and Mayabeque Provinces are particularly vulnerable to climate change-related coastal erosion, flooding, and saltwater intrusion. In these areas, mangrove forests are being restored, and courses on the ecosystem services have been integrated into university and school curricula.



Crab larvae such as these have in several cases become invasive by traveling across the ocean in ship ballast water. Photo by Roger Steene, UNDP-GEF-IMO GloBallast Partnership.

Transforming the Global Shipping Industry through the GloBallast Partnership

Since 2007, UNDP and the International Maritime Organization (IMO) have been assisting developing countries with reducing the risk of transfer of harmful aquatic organisms in ships' ballast water via the expansion of government and port management capacities; strengthening of legal, policy and institutional reforms at the national level; development of mechanisms to improve sustainability; and regional coordination and cooperation. The partnership has helped spur global efforts to develop technological solutions to ballast water treatment and management, and to enhance knowledge management and information exchange to support marine biosecurity initiatives. All 15 Lead Partner Countries—**Argentina, Bahamas, Chile, Colombia, Croatia, Egypt, Ghana, Jamaica, Jordan, Nigeria, Panama, Trinidad and Tobago, Turkey, Venezuela** and **Yemen**—have drafted a National Ballast Water Management Strategy, with 12 countries having officially adopted their Strategy and the remaining three on track to do so. Seven of these countries have ratified the International Convention for the Control and Management of Ships' Ballast Water and Sediments (BWM), which will enter into force in September 2017, a significant catalytic impact of GloBallast. With support from the GloBallast Partnership through initiatives such as the Global Industry Alliance (GIA), a major new ballast water treatment industry valued at over \$40 billion has emerged; to date, over 60 technologies have been approved for global deployment across more than 40,000 ships that are now mandated to treat their ballast water under the Convention. With this continued progress and significantly enhanced global, regional and national capacities, the GloBallast Partnership is positioned to leave a remarkable legacy.

GENDER IN ACTION



Gender equality is recognized not only as a fundamental human right but also as a strategy to achieving sustainable human development. The promotion of gender equality and the empowerment of women is central to the mandate of UNDP and intrinsic to its development approach.

The gender results in this section were reported by 325 projects that submitted a GEF project implementation report in 2016. These results cover work carried out in 2015 and 2016, and may not include all gender responsive interventions underway in this portfolio. Performance on key gender mainstreaming indicators is included in the corporate scorecard.

Three overlapping areas of impact emerged from this year's portfolio: supporting women's economic empowerment, closing gender gaps in natural resource management, and building gender responsive national policies. These areas show progress in addressing gender inequality while at the same time delivering and enhancing environmental benefits.

Supporting Women's Economic Empowerment

Women's economic empowerment is recognized as a key factor in reducing poverty, boosting economies, and improving the health, safety, and resiliency of communities and ecosystems.

The stakes are high: closing the global gender gap in labor-force participation could deliver an estimated US\$12 trillion to \$28 trillion of additional GDP by 2025.

In 2016, 93 countries worked with UNDP to increase women's economic empowerment and generate environmental benefits through several inter-linked approaches: access to alternative livelihoods opportunities that do not degrade the environment; support for increased land tenure and land rights for women; boosting women's self-help groups and collectives; and, assisting female farmers.

Closing Gender Gaps in Natural Resource Management

Closing gender gaps in natural resource management is vital to advancing gender equality and tackling major environment and development challenges including land degradation, water scarcity, biodiversity loss, and food security. Activities that women commonly carry out—such as water collection, gathering fuel wood, and subsistence farming—are closely linked to the environment, therefore interventions that tackle environmental challenges must also consider gendered divisions of labor and gendered livelihood patterns. For example, in the southern region of **Mozambique** where severe drought has threatened food security and made daily water collection even more difficult,



In Colombia, women are key partners in making local communities more resilient to climate shocks. Photo by UNDP Colombia.

women have been the primary beneficiaries of microfinancing services, which provide opportunities for alternative sustainable livelihoods such as mussel cultivation and egg and chicken production. These women are now the main suppliers to local tourism companies that had previously relied on other markets for goods. With this income, women have purchased their own land, enrolled themselves in secondary school, started small businesses, and reinvested in savings and loans groups. In addition, with new time-saving measures, such as water-supplied greenhouses for community gardening and boreholes, women no longer need to spend time collecting water and traveling to farm—in some cases as far as 40 km, nearly the length of a marathon—and now instead participate in and serve as leaders of water management committees. The women-led water management committees in turn have prioritized women's land-use rights. Overall, this work is advancing women's economic empowerment while also making communities more resilient to climate risks.

Building Gender Responsive National Policies

Supporting national governments to build policies to sustain environment impacts is a key area of UNDP-GEF work. There was significant progress in 2016 to integrate gender considerations into national policies and planning processes, building on local-level interventions that succeeded because women's priorities and decision-making informed the processes. For instance, in **Haiti**, UNDP is assisting the Government in the development of a gender responsive National Climate Change Policy that is based upon knowledge gained from local-level support to women's decision-making and priorities in areas such as farming, water collection, and food security.

These country-driven interventions demonstrate that promoting gender equality is vital to achieving and sustaining global environmental benefits.



In Nepal, UNDP is increasing women's economic empowerment, a crucial driver of sustainable development. Photo by UNDP Nepal.

In **Afghanistan**, where less than 16 percent of women work formally outside the home, four women—Kubra, Nikhbakht, Sediqa and Fatima—are transforming gender relations while also promoting conservation. These ground-breakers are Afghanistan's first female park rangers, hired to protect the natural resources of the stunningly beautiful Band-e Amir National Park, famous for its mineral-rich sapphire blue lakes. Once a popular tourist destination, decades of war and political unrest left the area unstable and the Park's natural resources in peril.

UNDP, in partnership with the Government of Afghanistan, the GEF, and the Wildlife Conservation Society, is working to sustainably manage protected areas, promote wildlife conservation, and protect natural resources across the country.



On a typical day, female park rangers collect data on endangered animals and protect the park from poachers, overgrazing and the excesses of tourism. Photo by UNDP Afghanistan.



Chosen by the community, and supported by UNDP, the park rangers are role models for other women in Band-e-Amir and across the country as a whole. Photo by UNDP Afghanistan.

Since 2009 when Band-e Amir was officially declared a national park, eight more women have been hired as park staff. Not only are these women earning a decent wage, but they are challenging traditional gender roles and serving as the front-line faces of conservation and eco-friendly tourism in the Park, which saw over 150,000 tourists in 2016. The decision to hire the women was made through local community councils, which are managed by board members, 30 percent of whom are women. In addition, over one third of the Park's 14 village committee members, which make collective decisions on park management, are women.

In 2016, UNDP supported female park rangers working to sustainably manage and protect natural resources in eight countries: **Afghanistan, Algeria, Angola, Croatia, Guinea-Bissau, Seychelles, St. Kitts & Nevis** and **Uruguay**. Many of these countries have never before had female park rangers.

Gender Equality & Empowering Women

IMPACT AREAS

WOMEN'S ECONOMIC EMPOWERMENT

GENDER RESPONSIVE NATIONAL POLICIES



73 PROJECTS
IN **71 COUNTRIES**
SUPPORTING ALTERNATIVE
LIVELIHOODS

Key facts

Increasing the **household income** controlled by women tends to increase spending on children's education and health

In developing countries, 75% of women's **employment is informal and unprotected**

Globally, women do 75% of **unpaid care and domestic work**



Work in 2016

- Supported alternative livelihood initiatives for women that do not degrade the environment, including environmentally friendly income-generating opportunities such as mushroom farming, ecotourism sector work, apiculture, renewable energy entrepreneurship.
- Boosted women's productive role in key value chains, for instance Argan, shea and charcoal, while at the same time supporting sustainable natural resource management and low-carbon energy strategies.
- Provided time-saving, environmentally-friendly equipment, such as multifunctional platforms and solar-powered water tanks.



41 PROJECTS
IN **39 COUNTRIES**
REINFORCING
SOLIDARITY NETWORKS
AND COLLECTIVE GROUPS

Key facts

75 million women are involved in **self-help groups** in India alone

Cooperatives allow members to share risks, pool resources, accumulate saving and provide credit, especially important in places where women have low levels of land ownership and lack collateral to secure loans and engage in other income-generating opportunities



Work in 2016

- Linked women's self-help groups and cooperatives with microfinancing services and access to markets.
- Ensured women's participation as stakeholders and decision-makers in mixed-gender cooperatives and collective producer groups.
- Empowered women as trainers and facilitators to share information on topics including harmful chemicals, energy efficient technologies, water resource management, and other areas.



21 PROJECTS
IN **21 COUNTRIES**
SUPPORTING NATIONAL
POLICIES AND STRATEGIES

Key facts

Policies, processes, and institutions have different impacts on women and men; **gender neutral and gender blind policies can exacerbate inequalities**, worsen environmental degradation and increase vulnerabilities to climate shocks



Work in 2016

- Utilized findings from gender responsive and community-led interventions to inform decision-making at the policy and planning levels to address the structural drivers of gender inequality.
- Strengthened the capacity of national governments and assisted them in integrating gender equality into the development of National Communications and Biennial Reports to the UNFCCC and National Biodiversity Strategies and Action Plans.
- Supported women's decision-making and participation in national policy and planning processes.

are key to achieving environmental benefits and sustainable development

CLOSING GENDER GAPS IN NATURAL RESOURCE MANAGEMENT



16 PROJECTS
IN **15** COUNTRIES
IMPROVING LAND
RIGHTS

Key facts

In developing countries, women make up only 10 to 20% of land holders

Women's lack of secure rights over land translates into lower productivity and less investment in sustainable resource use, perpetrating land degradation, food insecurity, malnutrition and poverty



Work in 2016

- Supported women's control of and access to land and other natural resources, including as decision-makers in local land and water management committees and natural resource planning.
- Integrated gender considerations into management plans for sustainable land management, integrated water resources management and climate risk management.
- Ensured women's decision-making and participation in land-use and water-use committees.



31 PROJECTS
IN **27** COUNTRIES
EMPOWERING
FEMALE FARMERS

Key facts

Closing the gender gap in agricultural could lift up to 150 million people out of hunger

Women tend to have smaller plots than men and receive only about 5% of agricultural education services



Work in 2016

- Ensured women's leadership roles in Farmer Fields Schools, an interactive approach to sharing innovative and relevant farming practices.
- Empowered women farmers to adopt farming practices that can protect soil fertility, diversify livelihoods and strengthen market linkages.
- Supported gender responsive access to weather and climate information, including forecasting stations, mobile phones and other early warning systems.

IN FOCUS

In **Morocco**, where traditional patriarchal control over land has meant that women are largely excluded from the valuable Argan oil value chain and are not represented in Argan tree rights holders associations, UNDP is supporting an ecosystem services scheme to circumvent women's lack of land rights by working with women's cooperatives to engage in sustainable Argan oil production.

In rural areas of **Brazil**, partnering with women's cooperatives is a key strategy in shifting away from unsustainable agricultural practices to an approach that conserves biodiversity. UNDP is working women's cooperatives in Maranhão and Alto São Francisco to make fruit, seed and palm processing more efficient, leading to higher income for the women and more sustainable use of natural resources.

In **Uganda**, UNDP is working with the National Environment Management Authority and the Uganda Wildlife Authority to help women earn more money for shea butter tree nut production by helping them form cooperative groups. The groups learn more efficient production processes and are linked directly with a private processing company. The shea butter trees are being used more sustainably – key to helping conserve and sustain the country's threatened savanna woodland – and the women are earning over double the price than when they were working as individual sellers.

In **Ukraine**, UNDP has worked to integrate gender considerations into the country's draft Sustainable Development Strategy, a key national framework document which will guide all national policies, strategies and planning in line with SDGs.

In **Timor Leste**, UNDP is working with the government to ensure women's priorities and needs are included in national climate change and climate risk management plans building on local-level interventions to make community water supplies more resilient to shocks.

GEF SMALL GRANTS PROGRAMME

SGP PORTFOLIO

JULY 2015–JUNE 2016

525

NEW
PROJECTS

1,142

COMPLETED
PROJECTS

3,490

ACTIVE
PROJECTS

\$123.9^{MILLION}

IN GRANT FUNDING OF ACTIVE PROJECTS

In the year under review, the GEF Small Grants Programme (SGP) committed an additional US\$17.6 million for 525 new projects that support communities and civil society organizations to take action against environmental degradation and promote sustainable development, bringing the value of the active portfolio to \$123.9 million. Active in 125 countries, the Programme is a world-renowned vehicle for supporting indigenous peoples, women, youth, and marginalized

peoples to conserve biodiversity, mitigate and adapt to climate change, sustainably manage land, conserve marine and coastal areas, and sustainably manage chemicals and waste.

A key feature of SGP-supported projects is their demonstrated replication and upscaling impact, including via influencing policy. SGP country programs reported that 146 projects completed during the reporting year were already replicated or had been scaled-up, while 80 such projects reported influencing policy changes. In **Benin**, for example, with the support of SGP, Synergie Paysanne and the Pro-Environment Platform were instrumental in strengthening the environmental protection aspects of Law No. 2013-01, which now ensures better regulation of access to land by citizens, prior confirmation of land rights before any transaction, and limits placed on the acquisition of vast fields of unexploited land by affluent people.

These community driven projects were recognized nationally and internationally, winning 55 national and international awards in the last year alone. The results of this support to poor and vulnerable communities and local CSOs were mentioned in local media—television, radio, print, digital and social media—over 1,300 times.

SGP RESULTS ACHIEVED

JULY 2015–JUNE 2016



BIODIVERSITY

- 8.41m
HECTARES OF PAS SUPPORTED
- 1,803
SIGNIFICANT SPECIES CONSERVED
- 653
BIODIVERSITY-BASED PRODUCTS
SUSTAINABLY PRODUCED
- 645
PROTECTED AREAS AND
INDIGENOUS AND COMMUNITY
CONSERVED AREAS POSITIVELY
INFLUENCED



LAND DEGRADATION

- 900k
HECTARES OF LAND BROUGHT
UNDER IMPROVED LAND
MANAGEMENT PRACTICES
- 500k
COMMUNITY MEMBERS
DEMONSTRATING SUSTAINABLE
LAND AND FOREST
MANAGEMENT PRACTICES



CLIMATE CHANGE

- 323
PROJECTS
- 46%
OF PROJECTS FOCUS ON LOW
CARBON TECHNOLOGY AND
RENEWABLE ENERGY
- 26%
OF PROJECTS FOCUS ON ENERGY
EFFICIENCY SOLUTIONS
- 25%
OF PROJECTS FOCUS ON
CONSERVATION AND ENHANCEMENT
OF CARBON STOCKS



INTERNATIONAL WATERS

- 15
INTERNATIONAL WATER
BODIES WHERE LOCAL
EFFORTS ARE SUPPORTED
- 40
TONS OF LAND-BASED
POLLUTION REDUCED
- 32k
HECTARES OF MARINE
AND COASTAL AREAS
WERE BROUGHT UNDER
SUSTAINABLE MANAGEMENT



CHEMICALS

- 3,458
TONS OF SOLID WASTE AVOIDED
FROM OPEN BURNING WASTE
- 37
TONS OF PESTICIDES
PROPERLY DISPOSED

ANNEX 1: Corporate Scorecard

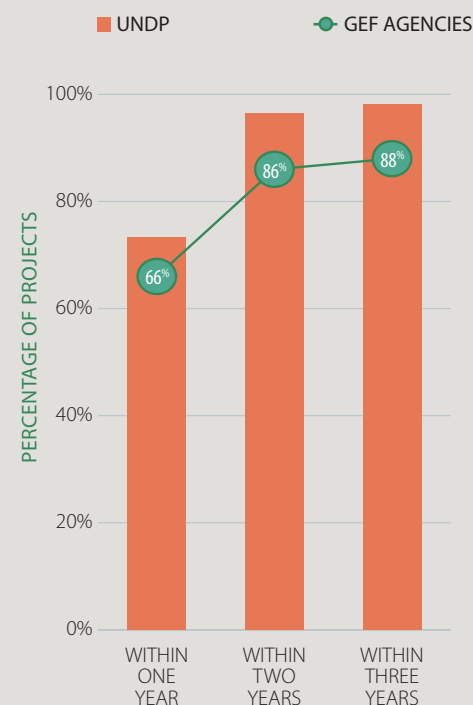
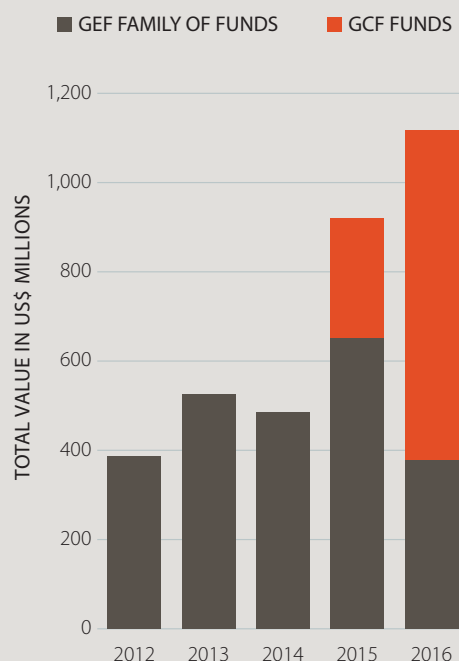


Project cycle effectiveness

Projects submitted to vertical funds by UNDP

First disbursement of full-sized projects

This Corporate Scorecard highlights progress made by the UNDP portfolio of vertical fund projects (primarily GEF, but also AF and GCF) in project cycle effectiveness, results driven implementation and gender mainstreaming. Where appropriate, UNDP's performance is compared to that of the overall GEF portfolio, as reported in the *GEF Corporate Scorecard* (October 2016), which reports the performance of all 18 GEF Agencies.



This graph shows the total value (in US\$ millions) of projects submitted to the GEF and the GCF for approval each calendar year since 2012. This represents a total of 682 projects covering 143 countries.

This graph shows the cumulative number of projects that had their first disbursement of GEF funds within one, two, and three years after endorsement. The graph shows that UNDP performs slightly better than the GEF overall, with 97% of projects making first disbursement within two years. This analysis is based on 224 full-sized UNDP-supported projects endorsed between FY2011 and FY2015 (GEF Agencies' total is 559 full-sized projects).

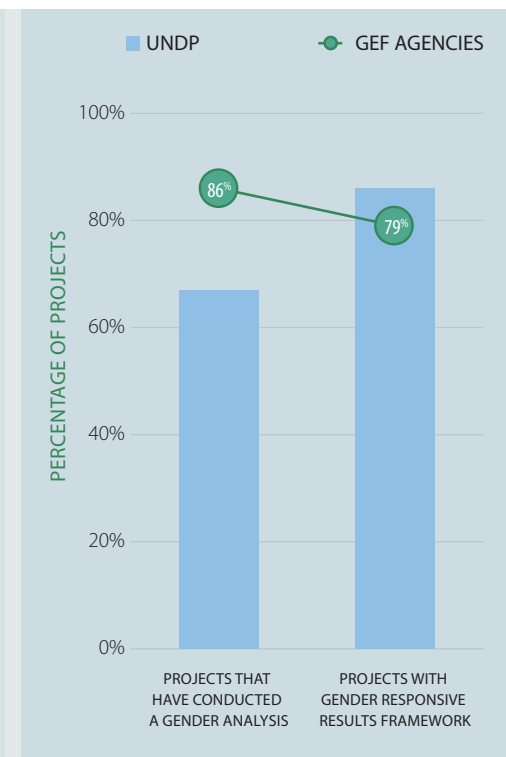
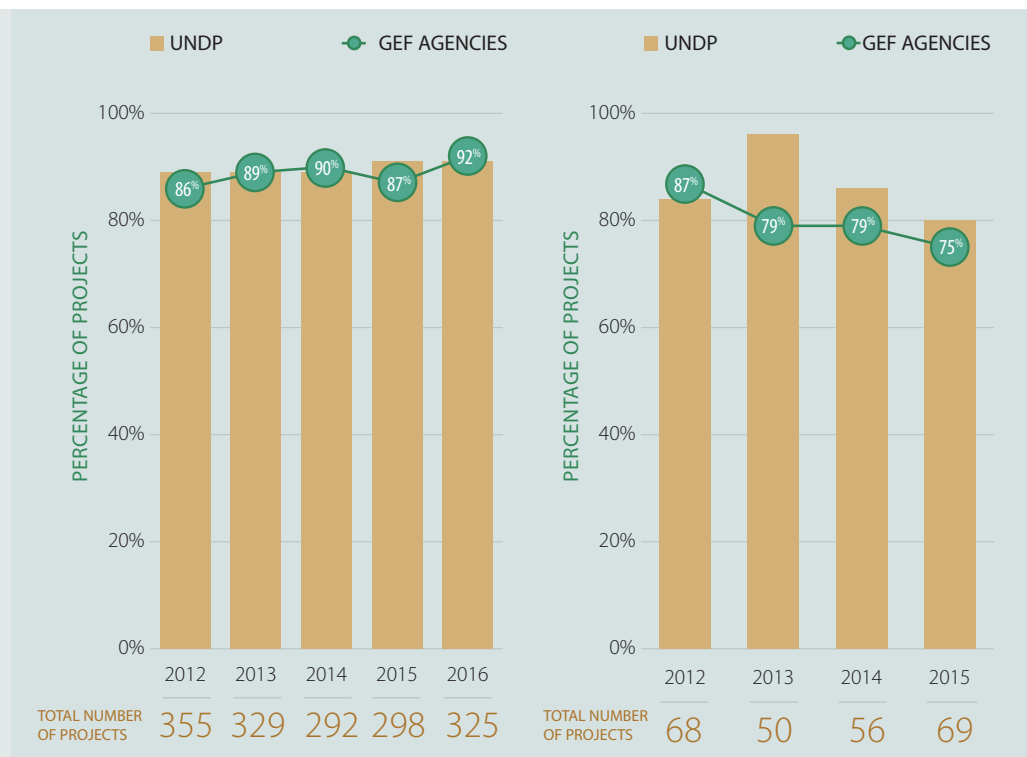
Results-driven implementation

Gender mainstreaming

Progress towards Project Development Objectives

Outcome ratings at project closure

Gender in project design



This graph shows the percentage of projects rated in the satisfactory range for annual performance in terms of cumulative progress toward achieving project development objectives (DO), since 2012. The target is 75% rated in the satisfactory range. The graph shows that UNDP performance is in line with that of the GEF overall. This analysis is based on UNDP's annual PIR cohorts, which contained an average of 320 projects per year from 2012 to 2016. See Annex 2 for further details.

This graph shows the percentage of closed projects rated in the satisfactory range for their outcomes, as assessed by independent Terminal Evaluations and validated by the UNDP IEO. The graph compares UNDP performance against that of all GEF Agencies; UNDP was under performing in 2012 but since 2013 has performed better than the GEF overall. The project outcome ratings are not yet available for 2016. See Annex 2.

This graph shows the percentage of projects endorsed in GEF-6 (approved 1 July 2014 - 30 June 2016) that have conducted a gender analysis and that have integrated gender into their results framework. While the numbers of projects in both cohorts is small, UNDP performance is generally in line with that of the GEF overall. This analysis is based on six UNDP-supported projects and 29 projects from GEF Agencies. A larger dataset is expected in the future.

ANNEX 2: Projects Active in 2016

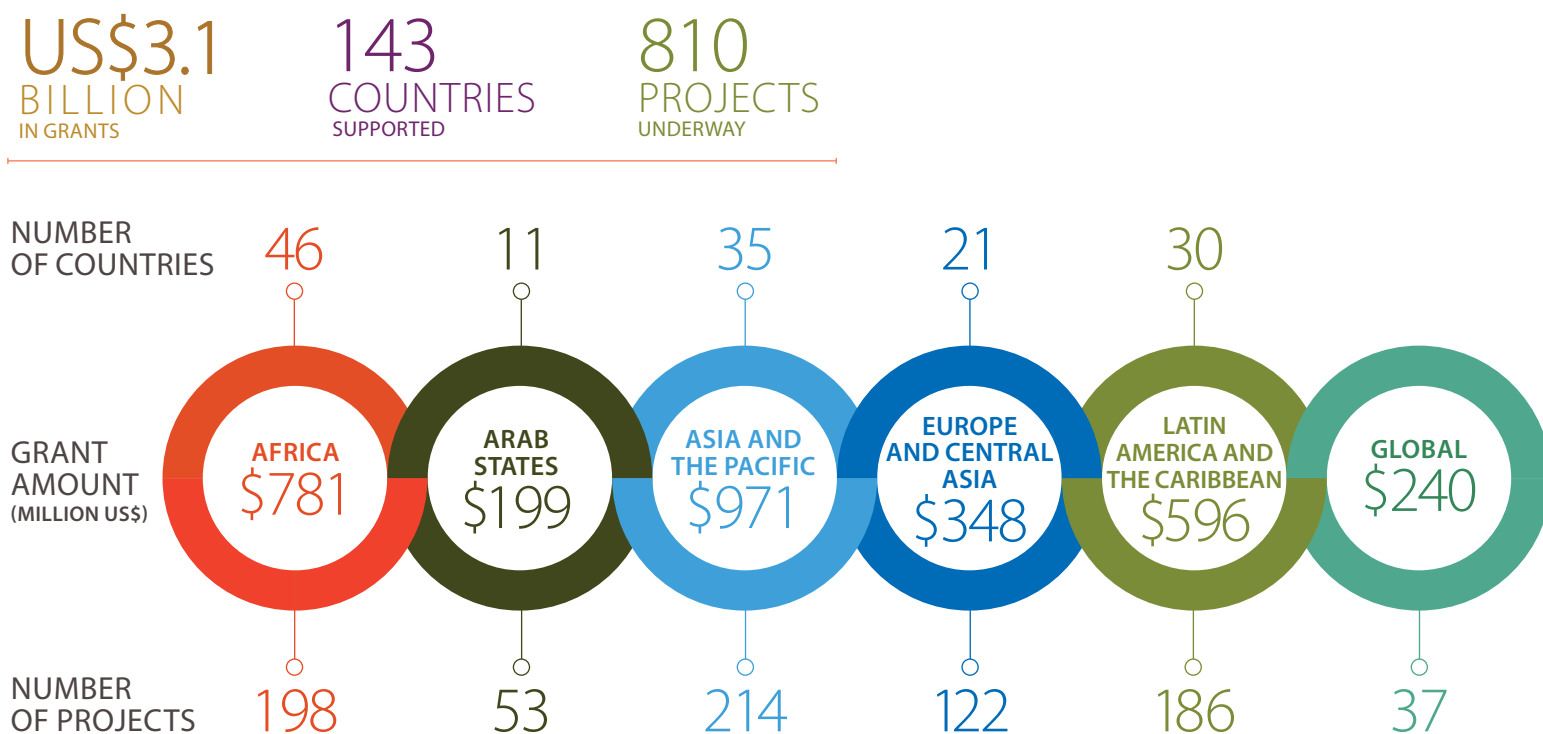
A man wearing a blue cap and a light-colored long-sleeved shirt is using a measuring tape to measure the circumference of a tree trunk. A woman with dark hair, wearing a blue and white patterned shirt, is standing next to him, looking at the measurement. They are in a lush, green forest setting with many trees and branches visible in the background.

The following list of 810 projects have received financing from the GEF family of funds (GEF, LDCF, NPIF, SCCF), the Green Climate Fund (GCF), the Adaptation Fund (AF), and cost-sharing sources of funds. Of these, 86 have been recently approved and have yet to begin implementation; 344 have been under implementation for more than one year and submitted an annual progress report; and 55 submitted a terminal evaluation and are expected to close shortly.

How to read the table in this annex:

- **Grant Amount:** Includes both the project preparation grant (PPG) and the project grant in US\$.
 - **Disbursement:** Cumulative disbursement as of 31 December 2016 in US\$.
 - **GEF Development Objective (DO) rating:** Projects that completed a GEF Project Implementation Report (PIR) in 2016 provided a rating on cumulative progress made toward achieving their objective.
 - **Terminal Evaluation (TE) outcome rating:** When a project completes implementation, independent evaluators rate the achievement of project outcomes. These ratings are validated by the UNDP Independent Evaluation Office (IEO). If the ratings are changed by the UNDP IEO this rating is provided. Ratings are provided in the same column as the DO ratings.
 - **GEF Implementation Progress (IP) rating:** Projects that completed a GEF PIR in 2016 provided a rating on annual implementation progress on delivering outputs.
 - **AF Project Performance Report (PPR):** AF-financed projects are rated annually on their progress towards achieving outcomes. Ratings are provided only for projects that completed an AF PPR in 2016 and are provided in the same column as the GEF DO rating.
 - **Terminal Evaluation (TE) quality rating:** The UNDP Independent Evaluation Office (IEO) rates the quality of each TE report. This rating is not linked to the performance of the project. Ratings are available only for projects that submitted a TE report in 2016 and are provided in the same column as the GEF IP ratings.
- All ratings are on a six-point scale ranging from Highly Satisfactory (HS) to Highly Unsatisfactory (HU).

Total Portfolio Under Implementation By Region, Number of Countries and Number of Projects



Projects Active in 2016

HS: Highly Satisfactory; **S:** Satisfactory; **MS:** Moderately Satisfactory; **MU:** Moderately Unsatisfactory; **U:** Unsatisfactory; **HU:** Highly Unsatisfactory

Country and Project Title	Source of Funds	Grant Amount (US\$)	Cumulative Disbursement (US\$)*	Co-financing (US\$)	PIR DO or TE Outcome Rating	PIR IP or TE Quality Rating
Afghanistan		15,681,819				
Establishing integrated models for protected areas and their co-management	GEF	6,581,819	3,423,835	53,300,000	S	S
Strengthening the resilience of rural livelihood options for Afghan communities in Panjshir, Balkh, Uruzgan and Herat Provinces to manage climate change-induced disaster risks	LDCF	9,100,000	2,346,249	103,000,000	S	S
Albania		4,150,000				
Improving coverage and management effectiveness of marine and coastal protected areas	GEF	1,000,000	978,157	1,927,500	HS	S
Third National Communications to the UNFCCC	GEF	500,000	496,920	–	–	–
Establishing Albania's Environmental Information Management and Monitoring System aligned with the global environmental reporting	GEF	1,000,000	208,340	5,429,700	–	–
Enhancing financial sustainability of the protected area system	GEF	1,450,000	–	7,020,000	–	–
Minamata Initial Assessment	GEF	200,000	11,399	–	–	–
Algeria		7,607,142				
Conservation of globally significant biodiversity and sustainable use of ecosystem services in Algeria's Cultural Parks - Phase 2	GEF	5,387,142	2,606,101	10,022,858	S	S
National Biodiversity Planning to Support the implementation of the CBD 2011-2020 Strategic Plan	GEF	220,000	206,188	321,600	–	–
Developing a national strategy and legal and institutional framework on access to genetic resources and related benefit sharing and traditional knowledge in line with the CBD and its Nagoya Protocol	GEF	2,000,000	91,778	5,284,320	–	–
Angola		21,970,000				
Expansion and Strengthening of Angola's Protected Area system	GEF	5,900,000	254,129	16,426,607	–	–
National Biodiversity Project: Angola Iona Conservation Project	GEF	2,000,000	924,352	6,000,000	MS	MS
Promoting climate-resilient development and enhanced adaptive capacity to withstand disaster risks in Angolan's Cuvelai River Basin	LDCF	8,350,000	288,666	46,473,004	–	–
UNEP-UNDP: Addressing Urgent Coastal Adaptation Needs and Capacity Gaps	LDCF	1,000,000	–	11,520,000	–	–
Promotion of Sustainable Charcoal in Angola through a Value Chain Approach	GEF	4,720,000	–	13,164,095	–	–
Argentina		20,361,574				
Environmentally Sound Management and Destruction of PCBs	GEF	3,500,000	3,152,617	5,000,000	MS	MS
Establishment of incentives for the conservation of ecosystem services of global significance	GEF	2,012,876	1,457,322	8,959,024	MS	MU
Strengthening fisheries governance to protect freshwater and wetland biodiversity	GEF	2,355,000	2,355,000	4,843,000	TE: HS	TE: MS
Mainstreaming sustainable use of biodiversity in production practices of small producers to protect the biodiversity of high value conservation forests in the Atlantic Forest, Yungas and Chaco	GEF	4,770,000	968,015	23,687,400	S	MS
Sustainable land use management in the drylands of North-west Argentina	GEF	3,609,091	599,783	20,805,854	MS	MS
Promoting the application of the Nagoya Protocol on ABS	NPIF	958,904	44,260	3,000,186	–	–
Sustainable business models for biogas production from organic municipal solid waste	GEF	2,854,849	–	12,665,000	–	–
Argentine Republic First Biennial Update Report	GEF	300,854	196,461	–	–	–

* Cumulative Disbursement as of 31 December 2016.

Country and Project Title	Source of Funds	Grant Amount (US\$)	Cumulative Disbursement (US\$)*	Co-financing (US\$)	PIR DO or TE Outcome Rating	PIR IP or TE Quality Rating
Armenia	35,042,553					
Improving Energy Efficiency in Buildings	GEF	1,090,450	1,090,201	2,350,000	PIR: S TE: S	PIR: S TE: S
Catalyzing Financial Sustainability of Armenia's Protected Areas System	GEF	1,000,000	975,921	4,535,000	S	S
Mainstreaming Sustainable Land and Forest Management in Dry Mountain Landscapes of Northeastern Armenia	GEF	3,068,493	205,839	2,075,892	—	—
Green Urban Lighting	GEF	1,650,000	1,238,200	8,495,000	S	S
Elimination of Obsolete Pesticide Stockpiles and addressing POPs Contaminated Sites within a Sound Chemicals Management Framework	GEF	4,840,000	264,465	19,284,384	S	S
Clima East: Promotion of biodiversity conservation and climate change mitigation through rehabilitation of mountain rangeland and forest ecosystems	EC	1,389,610	1,041,462	—	—	—
Generate global environmental benefits through environmental education and raising awareness of stakeholders	GEF	800,000	93,338	723,735	—	—
Armenia's First Biennial Update Report 2014 to the UNFCCC	GEF	352,000	351,639	66,000	—	—
De-Risking and Scaling-up Investment in Energy Efficient Building Retrofits	GCF	20,000,000	—	9,820,000	—	—
Development of Armenia's Fourth National Communication to the UNFCCC and Second Biennial Report	GEF	852,000	7,076	580,000	—	—
Azerbaijan	4,150,000					
SCCF Integrating climate change risks into water and flood management by vulnerable mountainous communities in the Greater Caucasus region	SCCF	2,800,000	2,590,329	7,260,000	S	S
Increasing representation of effectively managed marine ecosystems in Protected Area systems	GEF	1,363,636	829,564	6,491,069	MS	S
Sustainable Land And Forest Management In The Greater Caucasus Landscape	EC	1,389,610	1,262,123	—	—	—
	GEF	5,780,000	3,579,311	11,400,000	MS	MS
National Biodiversity Planning to Support the implementation of the CBD 2011-2020 Strategic Plan	GEF	210,000	210,000	276,000		
Nationally Appropriate Mitigation Actions (NAMAs) for low-carbon end-use sectors	GEF	3,670,000	1,085,554	31,900,000	MS	MS
Nationally determined contributions to the 2015 Agreement under the UNFCCC	GEF	150,000	150,000	—	—	—
Conservation and sustainable use of globally important agrobiodiversity	GEF	4,310,502	—	20,700,000	—	—
Strengthen national decision making towards ratification of the Minamata Convention and build capacity towards implementation of future provisions	GEF	200,000	69,699	—	—	—
Development of Azerbaijan's Fourth National Communication to the UNFCCC and Second Biennial Reporting	GEF	852,000	—	575,000	—	—
Bangladesh	19,683,787					
Improving Kiln Efficiency for the Brick Industry	GEF	3,348,000	3,265,388	200,000	MS	MS
Community-based Adaptation to Climate Change through Coastal Afforestation	LDCF	3,400,000	3,011,421	6,080,000	—	—
Development of Sustainable Grid-Connected Wind Electricity Generation	GEF	4,227,272	580,288	49,600,000	MS	MS
Expanding the PA System to Incorporate Important Aquatic Ecosystems	GEF	1,716,894	72,970	8,450,000	HU	HU
Integrating Community-based Adaptation into Afforestation and Reforestation Programmes	LDCF	5,700,000	107,983	47,000,000	MU	MU
National Capacity Development for implementing Rio Conventions through Environmental Governance	GEF	685,000	22,519	772,700	—	—
Third National Communication to the UNFCCC	GEF	456,621	409,970	—	—	—
Barbados	2,246,484					
Second National Communication to the UNFCCC	GEF	420,000	419,903	—	—	—
Promoting Solar Photovoltaic Systems in Public Buildings for Clean Energy Access, Increased Climate Resilience and Disaster Risk Management	GEF	1,826,484	178,466	30,900,000	—	—

Country and Project Title	Source of Funds	Grant Amount (US\$)	Cumulative Disbursement (US\$)*	Co-financing (US\$)	PIR DO or TE Outcome Rating	PIR IP or TE Quality Rating
Belarus	19,960,916					
Improving Energy Efficiency in New Residential Buildings	GEF	4,560,000	2,908,799	13,700,000	S	S
Landscape approach to management of peatlands aiming at multiple ecological benefits	GEF	2,775,900	2,489,625	10,484,400	S	S
Removing Barriers to Wind Power Development	GEF	3,125,000	643,115	40,900,000	MS	MS
Belarus Green Cities: Supporting Green Urban Development in Small and Medium Sized Cities	GEF	3,171,000	152,446	12,435,420	—	—
Clima East: Conservation and sustainable management of peatlands in Belarus to minimize carbon emissions and help ecosystems to adapt to climate change, while contributing to the overall mitigation and adaptation effort	EC	1,945,455	1,580,720	—	—	—
Conservation-oriented management of forests and wetlands to achieve multiple benefits	GEF	4,383,561	—	14,230,000	—	—
Belize	3,921,000					
Strengthening National Capacities for the Consolidation, Operationalization and Sustainability of Belize's Protected Areas System	GEF	975,000	974,174	1,031,000	TE: MS	TE: HS
National Biodiversity Planning to Support the implementation of the CBD 2011-2020 Strategic Plan	GEF	220,000	217,522	102,000	—	—
Capacity-building for the strategic planning and management of natural resources	GEF	784,000	333,177	643,000	—	—
Belize Chemicals and Waste Management Programme	GEF	1,090,000	730,111	6,366,151	—	—
Fourth National Communication and First Biennial Update Report to the UNFCCC	GEF	852,000	—	215,500	—	—
Benin	7,607,142					
Incorporation of Sacred Forests into the Protected Areas System of Benin	GEF	950,000	945,887	4,070,000	HS	S
Integrated Adaptation Programme to Combat the adverse Effects of Climate Change on Agricultural Production and Food Security	LDCF	3,490,000	3,453,384	7,510,000	TE: S	TE: U
Strengthening the resilience of the energy sector in Benin to the impacts of climate change	LDCF	8,200,000	427,691	30,000,000	—	—
Strengthening climate information and early warning systems to support climate resilient development	LDCF	4,100,000	3,465,660	14,511,549	MS	MS
Promotion of sustainable biomass based electricity generation	GEF	3,972,602	—	14,300,000	—	—
Green Climate Fund Readiness Programme	BMUB	931,255	303,650	—	—	—
Bhutan	14,414,200					
Promoting Sustainable Rural Biomass Energy	GEF	1,778,000	1,777,457	2,360,000	HS	S
Addressing the risk of climate-induced disasters through enhanced national and local capacity for effective actions	LDCF	11,591,200	6,773,706	54,539,829	S	S
Implementing the Nagoya Protocol on Access to Genetic Resources and Benefit Sharing	NPIF	1,045,000	659,922	3,003,668	S	S
Bolivia	16,612,502					
Biodiversity Conservation through Sustainable Forest Management by local communities	GEF	5,600,000	2,323,026	10,885,000	MS	MS
Third National Communications to the UNFCCC	GEF	500,000	450,761	—	—	—
Fifth Operational Phase of the GEF Small Grants Programme	GEF	4,166,667	4,155,351	4,500,000	—	—
Sustainable management of forest ecosystems in Amazonia by indigenous and local communities to generate multiple environmental and social benefits	GEF	6,345,835	—	26,393,386	—	—
Bosnia & Herzegovina	5,850,000					
Technology transfer for climate resilient flood management in Vrbas River Basin	SCCF	5,150,000	1,560,475	77,260,000	S	S
Third National Communication (TNC)	GEF	500,000	483,991	131,000	—	—
Strengthen Bosnia and Herzegovina decision making towards becoming a Party to the Minamata Convention and build capacity towards implementation of future provisions.	GEF	200,000	48,828	—	—	—

Country and Project Title	Source of Funds	Grant Amount (US\$)	Cumulative Disbursement (US\$)*	Co-financing (US\$)	PIR DO or TE Outcome Rating	PIR IP or TE Quality Rating
Botswana		9,568,024				
Improved Management Effectiveness of the Chobe-Kwando-Linyanti Matrix of Protected Areas	GEF	1,909,092	1,149,736	6,994,239	S	S
Mainstreaming SLM in rangeland areas of Ngamiland district productive landscapes for improved livelihoods	GEF	3,181,800	1,078,435	28,599,000	MU	MU
Promoting production and utilization of biomethane from agro-waste in South-Eastern Botswana	GEF	2,732,300	—	16,684,000	—	—
Botswana's Third National Communication (TNC) to the UNFCCC and First Biennial Update Report (FBUR)	GEF	952,000	144,051	103,000	—	—
Using SLM to improve the integrity of the Makgadikgadi ecosystem and to secure the livelihoods of rangeland dependent communities	GEF	792,832	415,775	6,795,000	S	S
Brazil		75,039,354				
Environmental Strategy for Electrolytic Hydrogen as a Mass Transit Fuel for Brazil	GEF	12,274,000	11,940,325	—	—	—
Sustainable land use management in the semi-arid region of North-east Brazil (Sergipe)	GEF	3,900,078	1,093,424	17,333,016	S	S
Effective Conservation and Sustainable Use of Mangrove Ecosystems (SNUC)	GEF	5,330,000	4,480,153	15,345,692	S	S
Sugarcane Renewable Electricity (SUCRE)	GEF	8,000,000	1,467,842	62,800,000	S	S
Catalyzing the contribution of Indigenous Lands to the conservation of Brazil's forest ecosystems	GEF	6,100,000	5,902,518	31,700,000	S	S
Market Transformation for Energy Efficiency (EE) in Buildings	GEF	3,305,000	1,552,728	122,774,000	S	S
Establishment of PCB Management and Disposal Program	GEF	4,862,000	2,333,799	11,553,000	MS	S
Third National Communication to the UNFCCC	GEF	5,720,000	5,352,142	6,500,000	S	S
5th Operational Phase of the GEF Small Grants Program	GEF	5,000,000	3,843,251	5,050,000	HS	S
Mainstreaming Biodiversity Conservation and Sustainable Use into NTFP and AFS production practices in Multiple-Use Forest Landscapes of High Conservation Value	GEF	5,570,776	604,983	27,800,000	MS	S
Production of sustainable, renewable biomass-based charcoal for the iron and steel industry	GEF	7,200,000	241,392	36,800,000	S	MS
National Biodiversity Planning to Support the implementation of the CBD 2011-2020 Strategic Plan	GEF	249,000	145,670	367,290	—	—
Fourth National Communication and Biennial Update Reports to the United Nations Framework Convention on Climate Change (UNFCCC)	GEF	7,528,500	37,763	22,885,500	—	—
Burkina Faso		19,804,680				
National subprogram for Coordination and Institutional Development on Sustainable Land Management	GEF	1,000,000	977,987	1,500,000	—	—
CPP: Mouhoun Region Sub-Program for Sustainable Land Management	GEF	2,502,450	1,945,859	9,248,351	S	S
Sustainable Land Management subprogram for Centre-West region	GEF	2,219,594	1,738,278	8,877,377	S	S
Promotion of <i>Jatropha Curcas</i> as a resource of Bioenergy	GEF	1,363,636	176,341	4,455,000	MS	S
Protected Area Buffer Zone Management	GEF	909,000	329,992	3,090,000	MS	MS
Reducing vulnerability of natural resource dependent livelihoods in two landscapes at risk of the effects of climate change in Burkina Faso: Boudes du Mouhoun Forest Corridor and Mare d'Oursi Wetlands Basin	LDCF	7,120,000	1,523,282	30,552,541	S	S
Generating Global Environmental Benefits from Improved Local Planning and Decision-making Systems	GEF	990,000	540,978	2,015,610	MU	MS
Strengthening climate information and early warning systems in Western and Central Africa for climate resilient development and adaptation to climate change	LDCF	3,700,000	2,315,954	61,090,525	S	S
Burundi		9,694,090				
Improving effectiveness of Protected Areas to conserve biodiversity	GEF	909,090	897,685	2,375,571	S	S
Community disaster risk management	LDCF	8,785,000	327,611	27,000,000	—	—

Country and Project Title	Source of Funds	Grant Amount (US\$)	Cumulative Disbursement (US\$)*	Co-financing (US\$)	PIR DO or TE Outcome Rating	PIR IP or TE Quality Rating
Cambodia		16,499,763				
Promoting Climate-Resilient Water Management and Agricultural Practices in Rural Cambodia	Canada	2,242,426	2,195,259	1,950,000	—	—
Strengthening sustainable forest management and the development of bio-energy markets to promote environmental sustainability, reduce rural poverty and CO ₂ emissions	GEF	2,363,635	2,361,178	6,300,000	TE: S	TE: MS
Reducing the vulnerability of Cambodian rural livelihoods through enhanced sub-national climate change planning and execution of priority actions	LDCF	4,717,500	174,216	15,860,000	—	—
Generating, Accessing and Using Information and Knowledge Related to the Three Rio Conventions	GEF	1,015,000	235,009	1,300,000	—	—
Strengthening climate information and early warning systems in Cambodia to support climate resilient development and adaptation to climate change	LDCF	5,060,285	278,051	21,884,540	U	U
Collaborative Management of Watershed and Ecosystem Service Protection and Rehabilitation in the Cardamom Mountains, Upper Prek Thnot River Basin	GEF	1,100,917	—	—	—	—
Cameroon		940,000				
A bottom up approach to ABS: community level capacity development for successful engagement in ABS value chains in Cameroon (Echinops giganteus) and Namibia (Commiphora Wildii)	NPIF	440,000	30,445	550,000	—	—
	GEF	500,000	—	550,000	—	—
Cape Verde		11,387,763				
Building adaptive capacity and resilience to climate change in the water sector	Canada	1,980,000	1,896,586	13,570,000	—	—
Consolidation of Cape Verde's Protected Areas System	GEF	3,200,000	3,199,234	14,395,000	TE: MS	TE: MU
Mainstreaming biodiversity conservation into the tourism sector in synergy with a further strengthened protected areas system	GEF	3,716,763	261,933	10,047,191	—	—
Third National Communications to the UNFCCC	GEF	500,000	332,912	—	—	—
Removing Barriers to Energy-Efficiency in the Cape Verdean Built Environment and for Appliances	GEF	1,991,000	269,210	10,036,998	—	—
Central African Republic		300,000				
GCF Readiness and Preparatory Support	GCF	300,000	—	—	—	—
Chad		1,661,360				
Conservation and sustainable use of biodiversity in the Moyen-Chari	GEF	1,661,360	1,630,656	1,665,000	TE: MS	TE: S
Chile		13,474,796				
Building a Comprehensive National Protected Areas System for Chile: a financial and operational framework	GEF	5,312,000	5,307,561	21,950,000	PIR: S TE: S	PIR: S TE: MU
Strengthening National Frameworks for I.A.S. Governance: Piloting In Juan Fernandez Archipelago	GEF	4,200,000	3,496,183	6,900,000	S	S
Third National Communications to the UNFCCC	GEF	500,000	424,786	—	—	—
Supporting civil society and community initiatives to generate global environmental benefits using grants and micro loans in the Mediterranean ecoregion	GEF	3,462,796	839,917	17,119,772	MU	MU
China		107,496,581				
Priority Institutional Strengthening and Capacity Development to Implement the China Biodiversity Partnership and Framework for Action	GEF	4,858,182	4,857,684	15,100,000	TE: MS	TE: S
Enabling China to Prepare Its Second National Communication to the UNFCCC	GEF	5,350,000	5,269,669	700,000	TE: S	TE: S
Market Transformation of Energy-Efficient Bricks and Rural Buildings (MTEBRB)	GEF	7,138,900	7,052,589	28,196,000	S	S
Promoting Energy Efficient Room Air Conditioners (PEERAC)	GEF	6,363,600	6,036,570	20,094,500	S	S
Strengthening the effectiveness of the protected area system in Qinghai Province, China, in conserving globally important biodiversity	GEF	5,454,545	4,935,326	10,750,000	S	S
CBPF-MSL: Strengthening the Management Effectiveness of the Sub-System of Wetland Protected Areas for Conservation of Globally Significant Biodiversity.	GEF	2,724,771	1,603,414	16,800,000	S	S
CBPF-MSL: Strengthening the management effectiveness of the protected area landscape in Altai Mountains and Wetlands	GEF	3,614,679	1,563,690	22,000,000	MS	MS

Country and Project Title	Source of Funds	Grant Amount (US\$)	Cumulative Disbursement (US\$)*	Co-financing (US\$)	PIR DO or TE Outcome Rating	PIR IP or TE Quality Rating
China Continuation						
CBPF-MSL: Strengthening the management effectiveness of the wetland protected area system in Hainan for conservation of globally significant biodiversity	GEF	2,752,294	1,583,788	18,000,000	S	S
Payment for Watershed Services in the Chishui River Basin for the Conservation of Globally Significant Biodiversity	GEF	2,009,133	789,379	16,000,000	MS	MS
CBPF-MSL: Strengthening the management effectiveness of the wetland protected area system in Hubei Province	GEF	2,752,294	1,660,282	18,158,634	S	S
CBPF-MSL: Strengthening the management effectiveness of the protected area network in the Daxing'anling Landscape	GEF	3,669,725	1,987,056	24,500,000	S	S
CBPF-MSL: Strengthening the management effectiveness of the wetland protected area system in Anhui Province	GEF	2,752,294	1,470,797	18,147,255	S	S
Enabling China to Prepare Its Third National Communication (3NC) to the UNFCCC	GEF	7,280,000	3,824,463	900,000	S	S
Reduction of POPs and PTS release by environmentally sound management throughout the life cycle of electrical and electronic equipment and associated wastes	GEF	11,870,000	4,558,456	47,000,000	HS	S
Enabling Solid State Lighting Market Transformation & Promotion of Light Emitting Diode (LED) Lighting	GEF	6,392,694	148,616	26,250,000	—	—
Promoting Energy Efficient Electric Motors in Chinese Industries	GEF	3,650,000	0	17,700,000	—	—
Greening the Logistics Industry in Zhejiang Province	GEF	3,013,700	0	12,130,000	—	—
Developing and Implementing the National Framework on Access and Benefit Sharing of Genetic Resources and Associated Traditional Knowledge	GEF	4,566,210	170,197	22,936,000	—	—
Accelerating the Development and Commercialization of Fuel Cell Vehicles	GEF	8,383,560	569,947	53,500,000	—	—
UPOPs Reduction through BAT/BEP and PPP-based Industry Chain Management in Secondary Copper Production Sector	GEF	12,900,000	338,559	52,450,000	—	—
Colombia		50,655,456				
Energy Efficient Standards and Labels	GEF	2,985,000	2,330,686	7,500,000	S	S
Mainstreaming traditional knowledge associated with agrobiodiversity in Colombian agroecosystems	GEF	2,800,000	2,756,562	5,030,000	TE: S	TE: MS
Designing and Implementing a National Sub-System of Marine Protected Areas (SMPA)	GEF	5,000,000	4,947,202	5,456,864	HS	S
Institutional and policy strengthening to increase biodiversity conservation on production lands (PL)	GEF	997,454	996,763	3,000,000	TE: MS	TE: MU
Developing national capacity for environmentally sound management and disposal of PCBs	GEF	3,500,000	2,189,656	16,205,093	S	S
Third National Communications to the UNFCCC	GEF	2,000,000	1,468,738	1,682,000	S	MS
Conservation and sustainable use of biodiversity in dry ecosystems to guarantee the flow of ecosystem services and to mitigate the processes of deforestation and desertification	GEF	8,887,819	4,766,699	13,721,385	HS	HS
Reducing risk and vulnerability to climate change in the region of La Depresión Momposina	AF	7,850,974	3,199,950	—	S	—
National Biodiversity Planning to Support the implementation of the CBD 2011-2020 Strategic Plan	GEF	445,000	438,869	181,998	—	—
Conservation of biodiversity in landscapes impacted by mining in the Chocó Biogeographic Region	GEF	6,000,000	2,591,736	40,237,393	S	S
The development and production of natural dyes in the Chocó Region of Colombia for the food, cosmetics and personal care industries under the provisions of the Nagoya Protocol	NPIF	1,000,091	991,382	2,017,102	S	S
NAMA Pilot Implementation of Technology Transfer Projects in the Industrial Sector of the Cundinamarca-Bogotá Region	GEF	1,826,484	152,385	12,127,460	—	—
Comoros		16,626,738				
Adapting water resource management in the Comoros to expected climate change	GEF	250,000	132,802	—	—	—
	GEF	5,950,000	—	32,195,018	—	—
Enhancing adaptive capacity and resilience to climate change in the agriculture sector	LDCF	9,090,890	6,479,668	38,309,621	MS	MS
Development of a national network of terrestrial and marine protected areas representative of the Comoros' unique natural heritage and co-managed with local village communities	GEF	4,345,440	844,540	21,630,314	MS	MS

Country and Project Title	Source of Funds	Grant Amount (US\$)	Cumulative Disbursement (US\$)*	Co-financing (US\$)	PIR DO or TE Outcome Rating	PIR IP or TE Quality Rating
Congo DR						
		13,867,669				
Promotion of mini & micro-hydro power plants	GEF	3,287,669	—	14,150,000	—	—
Resilience of Muanda's communities from coastal erosion	LDCF	5,455,000	444,159	11,500,000	—	—
Building the resilience and ability to adapt of women and children to changing climate	LDCF	4,825,000	1,860,358	15,500,000	S	S
GCF Readiness and Preparatory Support	GCF	300,000	—	—	—	—
Congo-Brazzaville						
		940,000				
Small Hydropower-based Mini-grids for Rural Electrification in Congo-Brazzaville	GEF	2,009,133	—	10,250,000	—	—
Cook Islands						
		10,556,335				
Strengthening the Resilience of our Islands and our Communities to Climate Change (SRIC - CC)	AF	4,960,000	3,685,655	—	S	—
Conserving biodiversity and enhancing ecosystem functions through a “Ridge to Reef” approach	GEF	4,417,431	510,309	9,950,000	—	—
Strengthening the Implementation of the Nagoya Protocol on Access to Genetic Resources and Benefit Sharing	NPIF	958,904	237,430	1,499,535	—	—
National Biodiversity Planning to Support the implementation of the CBD 2011-2020 Strategic Plan	GEF	220,000	95,728	270,000	—	—
Costa Rica						
		25,980,163				
Overcoming Barriers to Sustainability of Costa Rica's Protected Areas System	GEF	4,703,000	4,686,459	20,309,783	TE: S	TE: MU
Integrated PCB Management	GEF	2,000,000	817,930	8,709,274	S	S
Consolidating Costa Rica's Marine Protected Areas (MPAs)	GEF	1,292,027	1,273,072	17,862,676	S	S
Fifth Operational Phase of the GEF Small Grants Programme	GEF	4,398,148	4,398,148	4,625,000	—	—
Promoting the application of the Nagoya Protocol through the development of nature-based products, benefit-sharing and biodiversity conservation in Costa Rica	NPIF	1,004,566	443,131	4,619,309	MU	HU
Conservation, sustainable use of biodiversity, and maintenance of ecosystem services of internationally important protected wetlands	GEF	3,817,973	1,887,000	17,188,318	S	S
Capacity Building for Mainstreaming MEA Objectives into Inter-ministerial Structures and Mechanisms	GEF	1,000,000	616,915	1,000,000	S	S
Strengthening Capacities of Rural Aqueduct Associations" (ASADAS) Adaptation to Climate Change in Northern Costa Rica	SCCF	5,150,000	1,066,003	26,658,949	—	—
Minamata Initial Assessment	GEF	200,000	198,610	—	—	—
6 th Operational Phase of the GEF Small Grants Programme	GEF	2,414,449	574,337	5,117,840	—	—
Cote d'Ivoire						
		1,175,000				
Strengthened Environmental Management Information System for Coastal Development to meet Rio Convention Objectives	GEF	575,000	541,787	700,000	S	S
Nationally determined contributions to the 2015 Agreement under the UNFCCC	GEF	600,000	595,665	—	—	—
Croatia						
		5,081,818				
Strengthening the Institutional and Financial Sustainability of the National Protected Area System	GEF	5,081,818	3,666,031	18,011,116	S	S
Cuba						
		5,081,818				
Mainstreaming and Sustaining Biodiversity Conservation in three Productive Sectors of the Sabana Camagüey Ecosystem	GEF	4,319,498	4,319,498	207,420	TE: S	TE: MS
Coordination, Monitoring and Evaluation of Cuba Country Pilot Partnership on Sustainable Land Management (CPP Project 5)	GEF	800,000	700,408	2,826,929	S	S
Enhancing the prevention, control, and management of Invasive Alien Species in vulnerable ecosystems	GEF	5,090,909	5,014,465	10,000,000	HS	HS
A landscape approach to the conservation of threatened mountain ecosystems	GEF	7,581,819	1,573,045	58,336,630	S	S
National Biodiversity Planning for Support in Implementing the CBD Strategic Plan 2011-2020	GEF	220,000	179,270	245,600	—	—
Clean Energy Technologies for the Rural Areas in Cuba (CleanEnerg-Cuba)	GEF	2,787,524	102,546	19,949,107	—	—
Reduction of vulnerability to coastal flooding through ecosystem-based adaptation in the south of Artemisa and Mayabeque provinces	AF	5,592,000	1,453,451	—	S	
Review and update of the national implementation plan for the Stockholm Convention on Persistent Organic Pollutants (POPs)	GEF	250,000	—	—	—	—

Country and Project Title	Source of Funds	Grant Amount (US\$)	Cumulative Disbursement (US\$)*	Co-financing (US\$)	PIR DO or TE Outcome Rating	PIR IP or TE Quality Rating
Djibouti	10,773,052					
Establishing Effectively Managed Marine Protected Areas	GEF	1,000,000	995,219	1,170,000	TE: MS	TE: MU
Developing agro-pastoral shade gardens as an adaptation strategy for poor rural communities	AF	4,293,600	2,914,525	–	MS	–
Supporting rural community adaptation to climate change in mountain regions	LDCF	5,479,452	1,895,489	28,630,000	MS	MS
Dominica	3,615,982					
Low Carbon Development Path: Promoting energy efficient lighting and solar photovoltaic technologies in streets, outdoor areas and public buildings in island communities nationwide	GEF	1,826,484	103,898	8,940,000	–	–
Supporting Sustainable Ecosystems by Strengthening the Effectiveness of Dominica's Protected Areas System	GEF	1,789,498	118,358	7,700,000	–	–
Dominican Republic	6,749,930					
Re-engineering the National Protected Area System in order to achieve financial sustainability	GEF	3,334,000	3,301,865	8,128,000	TE: S	TE: MS
Third National Communications to the UNFCCC	GEF	500,000	426,043	–	–	–
Conserving Biodiversity in Coastal Areas Threatened by Rapid Tourism and Physical Infrastructure Development	GEF	2,915,930	372,220	16,034,799	–	–
Ecuador	66,375,228					
Sustainable Financing of Ecuador's National System of Protected Areas (SNAP) and associated private and community-managed PA subsystems	GEF	6,500,000	6,453,877	9,000,000	HS	HS
Fifth Operational Phase of the GEF Small Grants Programme	GEF	4,398,145	4,389,971	4,800,000	–	–
Integrated and Environmentally Sound PCBs management	GEF	2,050,000	1,408,100	9,393,949	S	S
National Biodiversity Planning to Support the implementation of the CBD 2011-2020 Strategic Plan	GEF	251,442	248,626	443,558		
Advancing landscape approaches in Ecuador's National Protected Area System to improve conservation of globally endangered wildlife	GEF	4,545,455	2,122,529	19,765,000	S	S
Securing energy efficiency in the Ecuadorian residential and public sectors (SECURE)	GEF	1,826,484	1,088,790	25,800,000	S	MS
Third National Communication (3NC) and First Biennial Update Report (BUR)	GEF	852,000	826,257	–	–	–
Conservation of Ecuadorian Amphibian Diversity and Sustainable Use of its Genetic Resources	GEF	2,818,232	790,048	14,216,124	–	–
Support to Ecuador for the development of National Action Programs aligned to the UNCCD 10 Year Strategy and Reporting Process under UNCCD	GEF	136,986	136,986	181,100	–	–
Sixth Operational Phase of the GEF Small Grants Programme	GEF	1,826,484	409,152	4,133,990	–	–
Priming Financial and Land-Use Planning Instruments to Reduce Emissions from Deforestation	GCF	41,170,000	–	42,834,463	–	–
Egypt	33,358,579					
Bioenergy for Sustainable Rural Development	GEF	3,000,000	1,872,637	2,160,000	S	HS
Sustainable Transport	GEF	7,175,000	4,715,281	70,000	S	S
Strengthening protected area financing and management systems	GEF	3,674,000	1,629,630	13,800,000	MS	MS
Adaptation to Climate Change in the Nile Delta through Integrated Coastal Zone Management	SCCF	4,100,000	1,662,697	12,838,060	S	S
Improving the Energy Efficiency of Lighting and Building Appliances	GEF	4,550,000	2,239,836	13,200,000	S	S
Third National Communications to the UNFCCC	GEF	500,000	486,962	–	–	–
Protect human health and the environment from unintentional releases of POPs originating from incineration and open burning of health care- and electronic-waste	GEF	4,240,000	202,974	16,781,000	–	–
National Biodiversity Planning to Support the implementation of the CBD 2011-2020 Strategic Plan	GEF	220,000	215,716	310,000	–	–
Egypt's First Biennial Update Report	GEF	352,000	58,545	30,000	–	–
6 th Operational Phase of the GEF Small Grants Programme	GEF	2,913,241	–	4,073,461	–	–
Mainstreaming the conservation and sustainable use of biodiversity into tourism development and operations in threatened ecosystems in Egypt	GEF	2,634,338	–	10,648,000	–	–

Country and Project Title	Source of Funds	Grant Amount (US\$)	Cumulative Disbursement (US\$)*	Co-financing (US\$)	PIR DO or TE Outcome Rating	PIR IP or TE Quality Rating
El Salvador		6,560,401				
Mainstreaming Biodiversity Management into Fisheries and Tourism Activities carried out in Coastal/Marine Ecosystems	GEF	2,454,545	2,424,430	5,923,000	–	–
Third National Communication (TNC) and Biennial Update Report to the UNFCCC	GEF	852,000	129,442	178,900	–	–
Conservation, sustainable use of biodiversity, and maintenance of ecosystem services in protected wetlands of international importance	GEF	2,283,106	95,331	8,914,666	–	–
Green Climate Fund Readiness Programme	BMUB	970,750	227,904	–	–	–
Equatorial Guinea		5,471,150				
Strengthening Equatorial Guinea Protected Areas System	GEF	1,818,182	1,280,584	4,500,000	HS	HS
Sustainable Energy for All: Promoting small scale hydropower in Bioko and other clean energy solutions for remote islands	GEF	3,652,968	130,424	40,000,000	–	–
Eritrea		23,008,000				
SLM in Highlands Catchment Management	GEF	1,820,000	1,776,735	4,680,000	S	S
Climate Change Adaptation Programme in water and agriculture in Anseba Region	AF	6,010,000	2,579,053	–	S	–
Mainstreaming climate risk considerations in food security and IWRM in Tsilima Plain	LDCF	9,150,000	–	27,500,000	–	–
Integrated Semenawi and Debubawi Bahri-Buri-Irrori- Hawakil Protected Area System for Conservation of Biodiversity and Mitigation of Land Degradation	GEF	6,028,000	1,313,059	10,450,000	U	U
Ethiopia		Ethiopia				
Sustainable Development of the Protected Area System	GEF	9,317,821	8,263,511	200,000	TE: MS	TE: MS
Mainstreaming Agrobiodiversity Conservation into the Farming Systems	GEF	4,013,600	3,950,726	5,150,000	–	–
Second National Communication to the UNFCCC	GEF	500,000	496,214	750,000	–	–
Promoting autonomous adaptation at the community level	LDCF	5,409,385	5,332,478	24,721,020	HS	HS
Mainstreaming Incentives for Biodiversity Conservation in the Climate Resilient Green Economy Strategy (CRGE).	GEF	3,406,392	678,436	16,000,000	–	–
Strengthening climate information and early warning systems to support climate resilient development	LDCF	4,600,000	3,836,932	33,336,410	MS	MS
Promoting Sustainable Rural Energy Technologies (RETs) for Household and Productive Uses	GEF	4,191,781	1,792,424	69,045,899	–	–
Ethiopian Urban NAMA: Creating Opportunities for Municipalities to Produce and Operationalise Solid waste Transformation (COMPOST)	GEF	6,767,123	–	47,112,888	–	–
Fiji		11,020,548				
Fiji Renewable Energy Power Project (FREPP)	GEF	1,000,000	692,650	1,500,000	MU	MU
Capacity building for mainstreaming MEA objectives into inter-ministerial structures and mechanisms	GEF	636,364	57,473	1,175,000	–	–
National Biodiversity Planning to Support the implementation of the CBD 2011-2020 Strategic Plan	GEF	220,000	203,495	220,000	–	–
Discovering nature-based products and building capacities for the application of the Nagoya Protocol on Access to Genetic Resources and Benefit Sharing	NPIF	1,000,000	198,509	2,712,778	MU	U
Implementing a “Ridge to Reef” approach to Preserve Ecosystem Services, Sequester Carbon, Improve Climate Resilience and Sustain Livelihoods	GEF	7,637,614	262,012	11,337,437	–	–
Green Climate Fund Readiness Programme	BMUB	526,570	284,666	–	–	–
Gabon		1,389,090				
Sustainable Management of the Mbe River Forested Watershed through the Development of a Payments for Ecosystem Services (PES) Mechanism	GEF	909,090	685,219	3,000,000	MS	S
Third National Communication to the United Nations Framework Convention on Climate Change	GEF	480,000	221,400	–	–	–
Gambia		13,141,810				
Enhancing Resilience of Vulnerable Coastal Areas and Communities to Climate Change	LDCF	9,050,000	5,710,826	39,560,000	S	S
Gambia Protected Areas Network and Community Livelihood Project	GEF	1,354,310	389,024	4,690,909	–	–
Strengthening climate services and early warning systems in Western and Central Africa for climate resilient development and adaptation to climate change – 2 nd Phase	LDCF	2,737,500	1,142,854	29,210,000	–	–

Country and Project Title	Source of Funds	Grant Amount (US\$)	Cumulative Disbursement (US\$)*	Co-financing (US\$)	PIR DO or TE Outcome Rating	PIR IP or TE Quality Rating
Georgia	13,210,246					
Ensuring sufficiency and predictability of revenues for the Georgia's protected areas system	GEF	1,000,000	982,042	4,635,000	S	S
Promotion of Biomass Production and Utilization	GEF	1,000,000	944,708	955,000	MS	MS
Developing Climate Resilient Flood and Flash Flood Management Practices to Protect Vulnerable Communities	AF	4,900,000	4,833,389	–	S	
Expansion and Improved Management Effectiveness of the Achara Region's Protected Areas	GEF	1,363,636	814,243	13,715,142	S	S
Harmonization of information management for improved knowledge and monitoring of the global environment	GEF	1,250,000	575,122	1,314,000	–	–
Green Cities: Integrated Sustainable Transport in the City of Batumi and the Ajara Region	GEF	903,000	240,085	10,664,000	–	–
Clima East: Sustainable management of pastures in Georgia to demonstrate climate change mitigation and adaptation benefits and dividends for local communities	EC	1,389,610	1,343,146	–	–	–
First Biennial Update Report	GEF	352,000	351,489	64,000	–	–
Strengthen national decision making towards ratification of the Minamata Convention and build capacity towards implementation of future provisions	GEF	200,000	96,538	–	–	–
Development of Georgia's Fourth National Communication and Second Biennial Update Report to the UNFCCC	GEF	852,000	–	303,800	–	–
Ghana	11,205,379					
Promoting of Appliance Energy Efficiency and Transformation of the Refrigerating Appliances Market	GEF	1,772,727	1,744,886	3,950,000	TE: S	TE: S
Increased resilience to climate change in northern Ghana through the management of water resources and diversification of livelihoods	AF	8,293,972	282,618	–	–	–
Green Climate Fund Readiness Programme	BMUB	938,680	520,881	–	–	–
Development of Minamata Convention Initial Assessment (MIA)	GEF	200,000	–	–	–	–
Grenada	6,649,718					
Second National Communication to the UNFCCC	GEF	420,000	356,056	–	–	–
Pilot Programme on Integrated Adaptation Strategies	BMUB	3,098,052	2,338,304	–	–	–
Implementing a "Ridge to Reef" approach to protecting biodiversity and ecosystem functions within and around protected areas	GEF	3,131,666	982,937	11,336,822	S	MS
Guatemala	16,539,187					
Promoting ecotourism to strengthen the financial sustainability of the Guatemalan Protected Areas System (SIGAP)	GEF	1,363,637	1,138,534	7,156,500	S	S
Climate change resilient productive landscapes and socio-economic networks advanced	AF	5,000,000	1,015,291	–	S	–
Sustainable Forest Management and Multiple Global Environmental Benefits	GEF	4,509,091	1,685,602	1,518,035	S	MS
Conservation and sustainable use of biodiversity in coastal and marine protected areas (MPAs)	GEF	5,445,454	1,647,417	16,190,535	S	MS
National Biodiversity Planning to Support the implementation of the CBD 2011-2020 Strategic Plan	GEF	221,005	218,539	293,050	–	–
Guinea	18,644,070					
Increased Resilience and Adaptation to Adverse Impacts of Climate Change in Guinea's Vulnerable Coastal Zones	LDCF	3,070,000	2,987,873	5,150,000	HS	HS
Strengthening farmers communities livelihoods resilience against climate changes in the Guinean Prefectures of Gaoual, Koundara and Mali	LDCF	3,816,364	2,799,057	58,640,000	HS	HS
Developing a market for Biogas Resource Development and Utilization	GEF	2,707,706	331,926	11,000,000	–	–
Strengthening decentralized management of the environment to meet Rio Convention objectives	GEF	550,000	258,778	625,000	–	–
Ecosystem-Based Adaptation targeting vulnerable communities of the Upper Guinea Region	LDCF	8,200,000	265,574	27,600,000	–	–
GCF Readiness and Preparatory Support	GCF	300,000	–	–	–	–

Country and Project Title	Source of Funds	Grant Amount (US\$)	Cumulative Disbursement (US\$)*	Co-financing (US\$)	PIR DO or TE Outcome Rating	PIR IP or TE Quality Rating
Guinea-Bissau		7,454,429				
Support for the Consolidation of a Protected Area System in Guinea-Bissau's Forest Belt	GEF	950,000	946,235	3,450,000	MS	MS
Strengthening resilience and adaptive capacity to climate change in Guinea-Bissau's agrarian and water sectors	LDCF	4,130,000	4,061,402	12,710,000	S	S
Strengthening the financial and operational framework of the national protected area system	GEF	2,374,429	149,989	16,685,248	—	—
Guyana		2,240,639				
Support the Alignment of the National Action Plan (NAP) for Land Degradation with the UNCCD's 10-Year Strategy	GEF	136,986	136,138	90,000	—	—
Strengthening technical capacities to mainstream and monitor Rio Convention implementation through policy coordination	GEF	1,100,000	35,306	1,276,100	—	—
Enhancing Biodiversity Protection through Strengthened Monitoring, Enforcement and Uptake of Environmental Regulations in Guyana's Gold Mining Sector	GEF	803,653	347,246	3,538,617	—	—
Minamata Initial Assessment	GEF	200,000	198,609	—	—	—
Haiti		19,587,341				
Small Scale Hydropower development	GEF	975,000	773,701	3,660,000	U	MU
Strengthening adaptive capacities to address climate change threats on sustainable development strategies for coastal communities	Canada	2,970,000	2,954,316	—	—	—
	LDCF	3,600,000	3,405,565	8,280,000	S	S
Establishing a financially sustainable national protected areas system	GEF	2,727,273	2,494,794	5,850,000	MU	MU
Increasing resilience of ecosystems and vulnerable communities to CC and anthropic threats through a ridge to reef approach to BD conservation and watershed management	GEF & LDCF	9,315,068	698,421	42,500,000	—	—
Honduras		20,650,748				
Conservation of biodiversity in the indigenous productive landscapes of the Moskitia	GEF	2,159,300	2,109,256	5,740,000	TE: S	TE: S
Mainstreaming biodiversity conservation into the management of pine-oak forests	GEF	829,091	828,954	3,295,000	TE: MS	TE: MS
Strengthening National Management Capacities and reduction releases of POPs	GEF	2,750,000	2,747,238	6,650,000	TE: S	TE: MS
Addressing Climate Change Risks on Water Resources in Honduras: Increased Systemic Resilience and Reduced Vulnerability of the Urban Poor	AF	5,180,000	4,634,843	—	S	—
Delivering multiple global environmental benefits through sustainable management of production landscapes	GEF	3,145,455	1,056,741	17,556,909	S	MS
Strengthening the sub-system of coastal and marine protected areas	GEF	3,136,364	1,329,624	10,915,000	S	MU
Honduras Third National Communication (3NC) and First Biennial Update Report (FBUR)	GEF	852,000	323,793	195,000	—	—
Environmental Sound Management of Mercury and Mercury Containing Products and their Wastes in Artisanal Small-scale Gold Mining and Healthcare	GEF	1,370,000	368,241	6,219,854	MS	MS
Energy Efficient Improvement in the Honduran Hotel Industry	GEF	1,228,538	—	8,730,000	—	—
India		79,934,671				
Removal of Barriers to Biomass Power Generation in India, Phase I	GEF	5,650,000	4,069,829	33,500,000	—	—
Mainstreaming the conservation and sustainable use of medicinal plants in three Indian states	GEF	5,280,000	5,274,664	25,000	—	—
Sustainable Urban Transport Program	GEF	4,275,000	3,765,097	331,000,000	S	S
Energy Efficiency Improvements in the Indian Brick Industry	GEF	696,448	658,716	1,999,000	MU	MU
Integrated Land and Ecosystem Management to Combat Land Degradation and Deforestation in Madhya Pradesh	GEF	6,103,000	6,102,150	95,523,750	TE: MS	TE: MS
Energy Efficiency Improvements in Commercial Buildings	GEF	5,290,000	3,878,840	11,910,000	MU	MS
Improving Energy Efficiency in the Indian Railways System	GEF	5,300,000	4,997,320	29,850,000	MU	MU
Sustainable Land Management in Shifting Cultivation Areas of Nagaland for Ecological and Livelihood Security	GEF	3,600,000	3,600,000	20,000,000	TE: MS	TE: MS
Mainstreaming Coastal and Marine Biodiversity Conservation into Production Sectors in the Sindhudurg (Malvan) Coast, Maharashtra State	GEF	3,438,294	2,961,622	10,200,000	S	S
Mainstreaming Coastal and Marine Biodiversity into Production Sectors in the Godavari River Estuary, Andhra Pradesh	GEF	6,123,636	4,512,911	17,700,000	S	S

Country and Project Title	Source of Funds	Grant Amount (US\$)	Cumulative Disbursement (US\$)*	Co-financing (US\$)	PIR DO or TE Outcome Rating	PIR IP or TE Quality Rating
India <i>Continuation</i>						
Market Development and Promotion of Solar Concentrators Based Process Heat Application	GEF	4,500,000	3,557,070	19,350,000	S	S
Fifth Operational Phase of the GEF Small Grants Programme	GEF	5,000,000	3,843,126	6,000,000	S	S
Preparation of Third National Communication (3NC) to the UNFCCC and strengthening institutional and analytical capacities on climate change	GEF	9,010,604	2,091,633	26,240,000	U	U
Scale Up of Access to Clean Energy for Rural Productive and Domestic Uses	GEF	4,109,589	257,745	19,033,767	—	—
Market Transformation and Removal of Barriers for Effective Implementation of the State Level Climate Change Action Plans	GEF	3,894,500	660,101	25,000,000	—	—
Developing an effective multiple use management framework for conserving biodiversity in the mountain landscapes of the High Ranges, Western Ghats	GEF	6,363,600	956,521	30,000,000	HU	U
GCF Readiness and Preparatory Support	GCF	300,000	—	—	—	—
Improved Mercury Management	GEF	1,000,000	—	—	—	—
Indonesia		49,196,200				
Strengthening Community Based Forest and Watershed Management	GEF	7,095,000	7,083,640	41,000,000	—	—
Wind Hybrid Power Generation (WHyPGen) Market Development Initiatives	GEF	2,256,200	2,254,442	9,999,000	MS	MS
Enhancing the Protected Area System in Sulawesi (E-PASS) for Biodiversity Conservation	GEF	6,365,000	1,310,873	43,700,000	S	MS
Strategic Planning and Action to Strengthen Climate Resilience of Rural Communities in Nusa Tenggara Timor Province (SPARC)	SCCF	5,090,000	4,002,882	54,800,000	S	S
Market Transformation through Design and Implementation of Appropriate Mitigation Actions in Energy Sector	GEF	8,200,000	—	60,100,000	—	—
National Biodiversity Planning to Support the Implementation of the CBD 2011-2020 Strategic Plan	GEF	450,000	441,574	991,000	—	—
Third National Communication to the United Nations Framework Convention on Climate Change	GEF	4,570,000	3,500,243	21,022,040	S	S
Reducing Releases of PBDEs and UPOPs originating from unsound waste management and recycling practices and the manufacturing of plastics	GEF	4,090,000	656,922	18,731,594	—	—
Capacity Development for Implementing Rio Conventions through Enhancing Incentive Mechanism for Sustainable Watershed/Land Management	GEF	1,980,000	94,852	5,600,000	—	—
Transforming effectiveness of biodiversity conservation in priority Sumatran landscapes	GEF	9,100,000	424,727	53,450,000	—	—
Iran		15,016,000				
Conservation of Biodiversity in the Central Zagros Landscape Conservation Zone	GEF	3,996,000	3,866,700	128,000	S	S
Institutional Strengthening and Coherence for Integrated Natural Resources Management	GEF	4,420,000	3,855,497	14,600,000	HS	S
Policy Reforms and Market Transformation of the Energy Efficient Buildings	GEF	4,100,000	112,914	35,550,000	—	—
Building a multiple-use forest Management to conserve biodiversity in the Caspian forests landscape	GEF	2,000,000	1,319,220	5,175,000	S	MS
Third National Communication to the UNFCCC	GEF	500,000	461,296	—	—	—
Iraq		2,457,273				
Catalysing the Use of Solar Photovoltaic Energy	GEF	2,307,273	1,287,383	32,965,200	S	S
Nationally determined contributions to the 2015 Agreement under the UNFCCC	GEF	150,000	137,667	—	—	—
Jamaica		5,317,572				
Strengthening the operational and financial sustainability of the national Protected Area System	GEF	2,890,585	1,931,065	7,489,500	S	S
Deployment of Renewable Energy and Improvement of Energy Efficiency in the Public Sector	GEF	1,354,987	95,146	10,748,754	—	—
Third National Communication (TNC) and Biennial Update Report to the UNFCCC	GEF	852,000	443,494	200,000	—	—
National Biodiversity Planning to Support the implementation of the CBD 2011-2020 Strategic Plan	GEF	220,000	143,163	30,000	—	—

Country and Project Title	Source of Funds	Grant Amount (US\$)	Cumulative Disbursement (US\$)*	Co-financing (US\$)	PIR DO or TE Outcome Rating	PIR IP or TE Quality Rating
Jordan		4,398,000				
Mainstreaming biodiversity conservation in tourism sector development	GEF	2,800,000	1,552,769	8,710,000	S	S
Mainstreaming Rio Convention Provisions into National Sectoral Policies	GEF	1,046,000	298,988	1,132,485	—	—
Jordan's First Biennial Update Report	GEF	352,000	164,960	98,000	—	—
Strengthen national decision making towards ratification of the Minamata Convention and build capacity towards implementation of future provisions	GEF	200,000	21,194	—	—	—
Kazakhstan		30,627,364				
Sustainable Transport In The City Of Almaty	GEF	5,022,364	3,795,034	29,350,000	MS	MS
Energy Efficient Design and Construction of Residential Buildings	GEF	4,668,500	4,662,314	13,250,000	TE: S	TE: S
Promotion of energy efficient lighting	GEF	3,470,000	3,084,401	28,622,338	S	S
NIP update, integration of POPs into National planning and promoting sound healthcare waste management	GEF	3,525,000	2,526,976	35,012,758	S	S
Nationally Appropriate Mitigation Actions for Low-carbon Urban Development	GEF	6,080,000	909,072	65,389,094	S	MS
Improving sustainability of PA system in desert ecosystems through promotion of biodiversity-compatible livelihoods in and around PAs	GEF	4,484,500	3,312,367	3,735,474	S	S
Improvement of the decision-making process in Kazakhstan through introduction of mechanisms of economic assessment of fulfilling national obligations under global environmental agreements	GEF	525,000	266,117	650,000	—	—
Supporting sustainable land management in steppe and semi-arid zones through integrated territorial planning and agro-environmental incentives	GEF	2,000,000	492,238	9,499,459	MS	MS
Development of Kazakhstan's National communication to the UNFCCC and Biennial Report	GEF	852,000	408,717	856,768	—	—
Kenya		24,891,833				
Using Farmer Field Schools Approaches to Overcome Land Degradation in Agropastoral Areas	GEF	3,380,734	3,380,710	8,660,000	HS	HS
	FAO	400,000	395,138	—	—	—
Development and Implementation of a Standards and Labelling Programme	GEF	2,350,000	2,127,009	150,000	—	—
Strengthening the Protected Area Network of the Eastern Montane Forest Hotspot	GEF	4,650,000	4,619,328	1,550,000	TE: MS	TE: MS
Enhancing Wildlife Conservation in the Productive Southern Kenya Rangelands through a landscape approach	GEF	4,090,909	454,031	24,820,000	MS	MS
Fifth Operational Phase of the GEF Small Grants Programme	GEF	5,000,000	4,836,042	5,500,000	—	—
Sound Chemicals Management and UPOPs Reduction in Kenya	GEF	4,665,000	167,762	21,008,803	—	—
Green Climate Fund Readiness Programme	BMUB	355,190	3,138	—	—	—
Kiribati		5,090,210				
Enhancing national food security in the context of global climate change	LDCF	4,566,210	168,498	8,390,000	—	—
Integrating global environmental priorities into national policies and programmes	GEF	524,000	205,500	530,000	—	—
Kosovo[†]		1,000,000				
Enabling transboundary cooperation and integrated water resources management in the White Drin and the extended Drin Basin	GEF	1,000,000	95,242	7,853,373	—	—
Kyrgyzstan		8,609,588				
Small Hydro Power Development	GEF	1,000,000	857,772	22,180,000	TE: U	TE: S
Improving the coverage and management effectiveness of PAs in the Central Tian Shan Mountains	GEF	1,000,000	761,335	4,966,666	S	S
Protect human health and the environment from unintentional releases of POPs and mercury from the unsound disposal of healthcare waste	GEF	1,500,000	677,659	7,032,109	S	S
Strengthening of institutional and legal capacities to enable improvement of the national monitoring system and management of environmental information	GEF	1,000,000	211,127	1,210,000	—	—
Conservation of globally important biodiversity and association land and forest resources of Western Tian Shan Forest Mountain Ecosystems and support to sustainable livelihoods	GEF	4,109,588	—	24,419,183	—	—

[†] References to Kosovo shall be understood to be in the context of Security Council Resolution 1244 (1999)

Country and Project Title	Source of Funds	Grant Amount (US\$)	Cumulative Disbursement (US\$)*	Co-financing (US\$)	PIR DO or TE Outcome Rating	PIR IP or TE Quality Rating
Lao PDR		22,911,817				
Mainstreaming biodiversity in Lao PDR's agricultural and land management policies, plans and programmes	GEF	2,354,545	2,316,262	4,900,000	S	S
Improving the Resilience of the Agriculture Sector in Lao PDR to Climate Change Impacts	LDCF	4,545,450	4,489,941	4,445,450	TE: MS	TE: MS
Effective Governance for small-scale rural infrastructure and disaster preparedness in a changing climate	LDCF	4,820,000	4,077,909	25,927,478	S	S
Sustainable Forest and Land Management in the Dry Dipterocarp Forest Ecosystem of Southern Lao PDR	GEF	11,009,174	312,367	78,993,100	—	—
Lao PDR Intended National Contributions	GEF	182,648	47,767	51,551	—	—
Lebanon		5,639,671				
Third National Communications to the UNFCCC	GEF	500,000	498,392	—	—	—
Sustainable Land Management in the Qaroun Watershed	GEF	3,287,671	131,177	18,050,000	—	—
Small Decentralized Renewable Energy Power Generation	GEF	1,500,000	402,208	11,616,000	S	S
Second Biennial Update Report	GEF	352,000	19,535	50,000	—	—
Lesotho		11,998,172				
Reducing vulnerability from climate change in the Foothills, Lowlands and the lower Senqu River Basin	LDCF	8,398,172	569,475	27,600,000	MS	MS
Development of Cornerstone Public Policies and Institutional Capacities to accelerate Sustainable Energy for All (SE4A) Progress	GEF	3,600,000	89,911	19,267,837	—	—
Liberia		11,926,400				
Coastal Defense System	LDCF	3,000,000	2,923,153	2,900,000	S	S
Enhancing Resilience to Climate Change by Mainstreaming Adaption Concerns into Agricultural Sector Development	LDCF	2,456,400	2,456,094	6,125,000	MS	MS
Strengthening Liberia's capability to provide climate information and services to enhance climate resilient development and adaptation to climate change	LDCF	6,170,000	1,687,646	11,859,700	MS	MS
GCF Readiness and Preparatory Support	GCF	300,000	—	—	—	—
Macedonia		352,000				
Second Biennial Update Report on Climate Change	GEF	352,000	133,307	73,900	—	—
Madagascar		17,656,849				
Network of Managed Resource Protected Areas	GEF	6,150,000	5,407,618	9,075,000	S	S
Enhancing the adaptation capacities and resilience to climate change in rural communities in Analamanga, Atsinanana, Androy, Anosy, and Atsimo Andrefana	LDCF	6,027,397	144,847	61,361,670	—	—
A Landscape Approach to conserving and managing threatened Biodiversity in Madagascar with a focus on the Atsimo-Andrefana Spiny and Dry Forest Landscape	GEF	5,479,452	—	43,812,820	—	—
Malawi		30,061,140				
SIP: Private Public Sector Partnership on Capacity Building for SLM in the Shire River Basin-part of SIP	GEF	2,172,940	2,172,483	5,200,000	TE: MS	TE: MS
Climate proofing local development gains in rural and urban areas of Machinga and Mangochi Districts	LDCF	5,468,200	1,660,743	36,000,000	S	S
Implementing urgent adaptation priorities through strengthened decentralized and national development plans	LDCF	4,600,000	994,191	6,561,341	MU	MU
Strengthening climate information and early warning systems to support climate resilient development	LDCF	3,700,000	3,216,840	11,294,907	S	S
Increasing access to clean and affordable decentralized energy services in selected vulnerable areas	GEF	1,825,000	455,334	22,785,000	MS	MS
Saving Lives and Protecting Agriculture based Livelihoods in Malawi: Scaling Up the Use of Modernized Climate Information and Early Warning Systems	GCF	12,295,000	—	3,970,000	—	—

Country and Project Title	Source of Funds	Grant Amount (US\$)	Cumulative Disbursement (US\$)*	Co-financing (US\$)	PIR DO or TE Outcome Rating	PIR IP or TE Quality Rating
Malaysia		29,484,000				
Buildings Sector Energy Efficiency Project (BSEEP)	GEF	5,000,000	3,735,817	21,466,000	MS	MS
Enhancing the effectiveness and financial sustainability of Protected Areas	GEF	5,600,000	2,079,515	9,800,000	S	S
Biodiversity Conservation in Multiple-Use Forest Landscapes in Sabah	GEF	4,500,000	2,462,647	8,800,000	S	S
Improving Connectivity in the Central Forest Spine (CFS) Landscape	GEF	10,960,000	938,267	36,500,000	MS	MS
Third National Communications to the UNFCCC and Biennial Update Reporting (BUR)	GEF	852,000	509,518	804,000	—	—
Developing and Implementing a National Access and Benefit Sharing Framework	GEF	1,970,000	845,908	5,833,000	MS	MU
Second Biennial Update Report on Climate Change	GEF	352,000	—	326,400	—	—
Minamata Convention Initial Assessment	GEF	250,000	—	250,000	—	—
Maldives		38,116,802				
Integrating Climate Change Risks into Resilient Island Planning	LDCF	4,545,000	4,539,390	4,210,000	TE: MU	TE: MS
Increasing Climate Change Resilience of Maldives through Adaptation in the Tourism Sector	LDCF	1,650,438	1,650,438	1,650,438	MS	MS
Increasing climate resilience through an Integrated Water Resource Management Programme in HA. Ihavandhoo, ADh. Mahibadhoo and GDh. Gadhdhoo Island	AF	8,285,000	8,169,870	8,211,700	MS	
Supporting vulnerable communities in Maldives to manage climate change-induced water shortages	GCF	23,636,364	—	4,593,000	—	—
Mali		40,133,635				
Expansion and strengthening of Mali's protected area system	GEF	1,832,500	1,669,806	10,650,000	S	S
Promotion of Agrofuel use	GEF	1,000,000	995,382	4,455,000	MS	MS
Enhancing Adaptive Capacity and Resilience to Climate Change in Mali's Agriculture Sector	LDCF	2,440,000	2,400,158	6,865,000	S	S
	Canada	2,145,000	2,121,800	0	—	—
SIP: Fostering Agricultural Productivity	GEF	1,900,000	288,684	5,420,000	MS	MS
Programme Support for Climate Change Adaptation in the vulnerable regions of Mopti and Timbuktu	AF	7,864,838	728,504	10,000,000	—	—
Promoting sustainable electricity generation in Malian rural areas through hybrid technologies	GEF	1,223,744	—	21,012,393	—	—
Strengthening the resilience of Women producer group's and vulnerable communities	BMUB	5,492,553	329,867	—	—	—
	LDCF	5,560,000	1,324,960	16,500,000	S	S
Third National Communications to the UNFCCC	GEF	500,000	429,117	77,149	—	—
Flood hazard and climate risk management to secure lives and assets in Mali	LDCF	9,075,000	138,079	27,000,000	—	—
Generating global Environment Benefits through improved environmental information, planning and decision making systems.	GEF	1,100,000	—	3,150,000	—	—
Marshall Islands		1,395,000				
Second National Communication to the UNFCCC	GEF	420,000	412,932	—	—	—
Action for the Development of Marshall Islands Renewable Energies (ADMIRE)	GEF	975,000	945,754	1,650,000	—	—
Mauritania		2,288,142				
Partnership to Mainstream Biodiversity into Oil and Gas Sector Development	GEF	950,000	882,771	3,450,000	MS	MS
Promoting Sustainable Mini-grids in Mauritanian provinces through hybrid technologies	GEF	1,338,142	—	7,700,000	—	—

Country and Project Title	Source of Funds	Grant Amount (US\$)	Cumulative Disbursement (US\$)*	Co-financing (US\$)	PIR DO or TE Outcome Rating	PIR IP or TE Quality Rating
Mauritius		48,064,100				
Expanding Coverage and Strengthening Management Effectiveness of the Terrestrial Protected Area Network	GEF	4,150,000	2,861,467	6,000,000	S	S
Removal of Barriers to Solar PV Power Generation in Mauritius, Rodrigues and the Outer Islands	GEF	2,085,000	2,067,232	11,058,000	S	S
Climate Change Adaptation Programme in the Coastal Zone	AF	8,404,830	2,113,140	–	MS	
Mainstreaming biodiversity into the management of the coastal zone in the Republic of Mauritius	GEF	4,794,521	130,000	20,400,000	–	–
National Biodiversity Planning to Support the implementation of the CBD 2011-2020 Strategic Plan	GEF	220,000	147,022	142,000	–	–
Strengthen national decision making towards ratification of the Minamata Convention and build capacity towards implementation of future provisions.	GEF	199,749	70,155	125,000	–	–
Accelerating the transformational shift to a low-carbon economy	GCF	28,210,000	–	163,180,000	–	–
Mexico		49,579,539				
Environmentally Sound Management and Destruction of PCBs	GEF	4,800,000	4,791,625	14,000,000	TE: HS	TE: MS
Transforming management of biodiversity rich community production forests through building national capacities for market based instruments	GEF	7,000,000	6,768,169	17,371,500	S	S
Fifth Operational Phase of the GEF Small Grants Programme	GEF	4,662,755	4,632,965	5,900,000	–	–
Strengthening management effectiveness and resilience of protected areas to protect biodiversity under conditions of climate change	GEF	10,272,727	3,237,353	76,971,960	MS	MS
Management of POPs containing waste	GEF	5,820,000	297,117	23,100,000	–	–
Enhancing National Capacities to manage Invasive Alien Species (IAS) by implementing the National Strategy on IAS	GEF	5,454,545	1,549,965	26,050,760	–	–
Sixth national Communication to the UNFCCC	GEF	3,636,364	675,363	4,000,000	–	–
Strengthening Management of the PA System to Better Conserve Endangered Species and their Habitats	GEF	5,625,043	635,336	31,850,000	–	–
Strengthening of National Capacities for the implementation of the “Nagoya Protocol” on Access to Genetic resources and the Fair and Equitable Sharing of Benefits Arising From their Utilization to the Convention on Biological Diversity.	GEF	2,308,105	–	8,938,579	–	–
Micronesia		5,691,815				
Implementing an integrated “Ridge to Reef” approach to enhance ecosystem services, to conserve globally important biodiversity and to sustain local livelihoods	GEF	4,839,815	236,026	10,793,311	–	–
Third National Communications and First Biennial Update Report	GEF	852,000	–	100,000	–	–
Moldova		3,594,821				
Strengthening Environmental Fiscal Reform For National And Global Environment Management	GEF	535,450	535,252	475,000	TE: MS	TE: MS
Moldova Green Cities: Promoting Low Carbon Growth in the City of Chisinau	GEF	1,360,000	1,208,903	7,615,000	MS	MS
Clima East: Sustainable management of pastures and community forests in Moldova’s first National Park Orhei	EC	694,805	664,481	–	–	–
Mainstreaming Biodiversity Conservation into Moldova’s Territorial Planning Policies and Land-Use Practices	GEF	1,004,566	640,126	4,850,000	S	S
Mongolia		10,536,116				
Strengthening of the Protected Area Networking system (SPAN)	GEF	1,363,630	1,363,629	4,800,000	–	–
Network of Managed Resource Protected Areas	GEF	1,363,636	1,047,546	3,700,000	MS	S
Ecosystem Based Adaptation Approach to Maintaining Water Security in Critical Water Catchments	AF	5,069,124	4,440,778	5,500,000	S	–
SLM Offset in Western Mongolia	GEF	1,369,863	360,767	5,280,000	MS	MU
Nationally Appropriate Mitigation Actions in the Construction Sector	GEF	1,369,863	–	6,900,000	–	–

Country and Project Title	Source of Funds	Grant Amount (US\$)	Cumulative Disbursement (US\$)*	Co-financing (US\$)	PIR DO or TE Outcome Rating	PIR IP or TE Quality Rating
Montenegro	8,369,700					
Capacity building for environmental policy institutions for integration of global environment commitments in the investment and development decisions/projects	GEF	527,700	527,691	23,000	TE: MS	TE: S
Towards Carbon Neutral Tourism	GEF	3,190,000	1,062,041	121,907,362	S	S
Comprehensive Environmentally Sound Management of PCBs	GEF	3,600,000	–	19,803,691	–	–
Minamata Initial Assessment	GEF	200,000	70,782	20,000	–	–
Development of Montenegro's Third National Communication to the UNFCCC	GEF	500,000	53,171	80,000	–	–
Development of Montenegro's Second Biennial Update Report (SBUR) to the UNFCCC	GEF	352,000	5,060	52,000	–	–
Morocco	13,036,075					
Mainstreaming Global Environmental Aspects in the planning and monitoring processes of the National Human Development Initiative (NHDI)	GEF	460,000	442,469	560,000	–	–
Mainstreaming biodiversity into value chains for Mediterranean medicinal and aromatic plants	GEF	1,000,000	993,575	1,225,000	TE: S	TE: MS
Third National Communications to the UNFCCC	GEF	500,000	489,128	–	–	–
Developing a national framework on access to and benefit-sharing of genetic resources and traditional knowledge as a strategy to contribute to the conservation and sustainable use of biodiversity	GEF	812,785	29,358	1,250,000	–	–
A circular economy approach to agro-biodiversity conservation in the Souss-Massa Drâa Region of Morocco	GEF	2,727,272	924,484	7,500,000	MS	MS
Mainstreaming climate change in the National Logistics Strategy and Roll-Out of Integrated Logistics Platforms	GEF	2,374,429	211,700	121,282,532	–	–
Promoting the development of photovoltaic pumping systems for irrigation	GEF	2,739,726	–	25,800,000	–	–
Strengthen the national decision making mechanism to ratify the Minamata convention and strengthen national capacities for the implementation of its future provisions	GEF	200,000	–	–	–	–
Second Biennial Updated Report and Fourth National Communication under the UNFCCC	GEF	852,000	–	100,000	–	–
Renewable Energy for the City of Marrakech's Bus Rapid Transit System	GEF	1,369,863	401,162	56,173,683	–	–
Mozambique	9,524,000					
Sustainable Financing of the Protected Area System	GEF	5,000,000	4,708,763	14,900,000	S	S
Adaptation in the coastal zones	LDCF	4,524,000	3,761,436	8,866,000	MS	MS
Myanmar	13,417,279					
Addressing Climate Change Risks On Water Resources And Food Security In The Dry Zone Of Myanmar	AF	7,289,425	2,033,263	–	MU	–
Strengthening Sustainability of Protected Area Management	GEF	6,127,854	1,276,255	17,896,300	MS	MS
Namibia	21,186,000					
SIP: Improving policy and practice integration through civil society capacity building	GEF	1,820,000	1,805,828	2,400,000	–	–
Protected Landscape Conservation Areas Initiative (NAM-PLACE)	GEF	4,600,000	4,543,658	10,000,000	S	S
Concentrating Solar Power Technology Transfer for Electricity Generation in Namibia (NAM CSP TT)	GEF	1,768,000	1,648,467	870,000	MS	S
Strengthening the Capacity of the Protected Area System to Address New Management Challenges	GEF	4,100,000	3,136,711	14,500,000	S	S
Sustainable Management of Namibia's Forested Lands	GEF	4,546,000	2,558,543	20,000,000	S	S
Scaling up community resilience to climate variability and climate change in Northern Namibia, with a special focus on women and children	FAO	300,000	267,502	–	–	–
	SCCF	3,200,000	1,703,718	20,017,263	MU	MU
Namibia's Second Biennial Update Report	GEF	352,000	320,286	50,000	–	–
Namibia's Fourth National Communication to the UNFCCC	GEF	500,000	–	80,000	–	–

Country and Project Title	Source of Funds	Grant Amount (US\$)	Cumulative Disbursement (US\$)*	Co-financing (US\$)	PIR DO or TE Outcome Rating	PIR IP or TE Quality Rating
Nauru						
		2,729,358				
Implementing a “Ridge to Reef” approach to protecting biodiversity and ecosystem functions (R2R Nauru)	GEF	2,729,358	692,409	2,128,000	MU	MU
Nepal						
		11,845,733				
Renewable Energy for Rural Livelihood (RERL)	GEF	3,063,000	2,270,615	32,312,500	MS	S
Community Based Flood and Glacial Lake Outburst Risk Reduction	LDCF	6,363,500	5,807,329	20,352,510	S	S
Ecosystem-Based Adaptation in Mountain Ecosystems	BMUB	1,731,733	1,730,553	–	–	–
Green Climate Fund Readiness Programme	BMUB	687,500	78,763	–	–	–
Nicaragua						
		15,041,012				
Promotion of Environmentally Sustainable Transport in Metropolitan Managua	GEF	3,198,500	2,102,341	5,000	–	–
Reduction of risks and vulnerability from floods and droughts in the Estero Real watershed	AF	5,070,000	3,624,472	–	S	–
Strengthening the resilience of multiple-use protected areas to deliver multiple global environmental benefits	GEF	6,272,512	386,994	19,191,718	–	–
Third National Communications to the UNFCCC	GEF	500,000	226,778	44,000	–	–
Niger						
		12,965,364				
Oasis Micro-Basin Sand Invasion Control in the Gouré and Mané Regions	GEF	2,370,000	2,369,054	10,100,000	TE: S	TE: MS
Implementing NAPA priority interventions to build resilience and adaptive capacity of the agriculture sector to climate change	Canada	2,640,000	2,639,792	14,450,000		
SPWA - Integrating the Sustainable Management of Faunal Corridors into Niger's Protected Area System	GEF	1,837,182	1,823,680	4,815,000	S	S
Integration of Greenhouse Gas emission reductions in Niger's Rural Energy Service Access program	GEF	1,818,182	1,781,923	2,000,000	S	S
Third National Communications to the UNFCCC	GEF	500,000	492,463	–	–	–
Scaling up Community-Based Adaptation (CBA)	LDCF	3,800,000	1,379,899	14,126,000	MS	MS
Nigeria						
		19,299,000				
SPWA - Niger Delta Biodiversity Project	GEF	3,757,000	2,090,293	6,150,000	MS	MS
Less burnt for a clean Earth: Minimization of dioxin emission from open burning sources	GEF	4,280,000	4,279,242	11,150,000	–	–
De-risking Renewable Energy NAMA for the Nigerian Power Sector	GEF	4,530,000	111,862	213,550,000	–	–
Sustainable Fuelwood Management	GEF	4,530,000	–	15,900,000	–	–
Preparation of Third National Communication (TNC) to the UNFCCC and Capacity Strengthening on Climate Change	GEF	1,850,000	188,367	15,868,882	–	–
Nigeria's First Biennial Update Report	GEF	352,000	92,511	482,250	–	–
Niue						
		4,334,862				
Application of Ridge to Reef Concept for biodiversity conservation, and for the enhancement of ecosystem service and cultural heritage in Niue	GEF	4,334,862	299,046	11,068,600	–	–
Pakistan						
		64,694,960				
Pakistan Sustainable Transport Project	GEF	4,950,000	4,834,731	35,000,000	MS	S
Mountains and Markets: Biodiversity and Business in Northern Pakistan	GEF	1,818,182	1,294,368	6,185,000	S	MS
5th Operational Phase of the GEF Small Grants Programme	GEF	2,777,778	2,772,954	3,565,000	–	–
Sustainable Land Management Programme to Combat Desertification	GEF	3,791,000	661,626	16,630,000	MS	MS
Comprehensive reduction and elimination of Persistent Organic Pollutants	GEF	5,225,000	374,624	20,060,000	S	S
Sustainable forest management to secure multiple benefits in Pakistan's high conservation value forests	GEF	8,538,000	107,316	9,011,800	–	–
NAP Alignment and Strengthening National Reporting Processes	GEF	135,000	115,044	230,000	–	–
Scaling-up Glacial Lake Outburst Flood (GLOF) risk reduction in Northern Pakistan	GCF	37,460,000	–	500,000	–	–

Country and Project Title	Source of Funds	Grant Amount (US\$)	Cumulative Disbursement (US\$)*	Co-financing (US\$)	PIR DO or TE Outcome Rating	PIR IP or TE Quality Rating
Palau		580,000				
Mainstreaming global environmental priorities into national policies and programmes	GEF	580,000	151,779	630,000	–	–
Panama		7,486,903				
Mainstreaming biodiversity conservation into the operation of the tourism and fisheries sectors in Panama's Archipelagos	GEF	1,863,636	1,487,973	2,675,000	U	MU
Protection of carbon pool and sinks within wetlands and protected areas	BMUB	3,141,267	1,731,087	–	–	–
Promoting the Application of the Nagoya Protocol on Access to Genetic Resources and Benefit Sharing in Panama NPIF	NPIF	1,000,000	997,791	3,422,000	TE: S	TE: MU
National Biodiversity Planning to Support the implementation of the CBD 2011-2020 Strategic Plan	GEF	220,000	97,872	140,000	–	–
Review and update of the national implementation plan for the Stockholm Convention on Persistent Organic Pollutants (POPs)	GEF	210,000	4,140	–	–	–
Minamata Initial Assessment	GEF	200,000	25,928	–	–	–
Third National Communication and First Biennial Update Report to the UNFCCC	GEF	852,000	321,583	40,000	–	–
Papua New Guinea		16,604,814				
Community-based Forest and Coastal Conservation and Resource Management	GEF	7,122,000	3,815,373	11,600,000	MS	MS
Enhancing adaptive capacity of communities to climate change-related floods in the North Coast and Islands Region	AF	6,018,777	3,688,811	–	S	–
Strengthen Capacities to Measure, Report and Verify Indicators of Global Environment Benefits	GEF	525,000	197,033	650,000	–	–
Strengthening the Management Effectiveness of the National System of Protected Areas	GEF	2,939,037	800,898	37,662,000	–	–
Paraguay		16,547,737				
Mainstreaming Biodiversity Conservation and Sustainable Land Management into Production Practices in all Bioregions and Biomes	GEF	6,981,817	1,786,009	10,684,316	S	S
Updating the national biodiversity strategy and developing the action plan to support the implementation of the CBD 2011-2020 Strategic Plan	GEF	220,800	217,406	350,000	–	–
Capacity Development for Improved Environmental Management and Governance	GEF	900,000	184,690	1,000,000	–	–
Third National Communication on Climate Change and First Biennial Update Report	GEF	852,000	579,820	320,000	–	–
Asuncion Green City of the Americas - Pathways to Sustainability	GEF	7,593,120	–	240,340,000	–	–
Peru		24,080,098				
Energy Efficiency Standards and Labels	GEF	2,000,000	1,543,711	5,150,000	MS	MS
Third National Communications to the UNFCCC	GEF	500,000	499,859	–	–	–
Nationally Appropriate Mitigation Actions in the Energy Generation and End-Use Sectors	GEF	4,545,000	123,588	32,010,000	–	–
Ecosystem-Based Adaptation in Mountain Ecosystems	BMUB	1,731,732	1,730,040	–	–	–
Transforming Management of Protected Area/Landscape Complexes to Strengthen Ecosystem Resilience	GEF	9,090,909	517,493	50,712,678	MS	MU
Peru's First Biennial Update Report (FBUR)	GEF	352,000	351,997	49,200	–	–
Support NAP Alignment and UNCCD Reporting	GEF	136,986	129,904	40,000	–	–
6th Operational Phase of the GEF Small Grants Programme	GEF	3,287,672	–	3,801,742	–	–
Peru's Second Biennial Update Report (SBUR)	GEF	352,000	235,066	50,000	–	–
Conservation, Management and Rehabilitation of fragile lomas ecosystems in Lima	GEF	2,083,799	100,427	10,550,000	–	–

Country and Project Title	Source of Funds	Grant Amount (US\$)	Cumulative Disbursement (US\$)*	Co-financing (US\$)	PIR DO or TE Outcome Rating	PIR IP or TE Quality Rating
Philippines	34,559,423					
Partnerships for Biodiversity Conservation: Mainstreaming in Local Agricultural Landscapes	GEF	4,593,200	4,413,780	9,100,000	S	S
	FAO	300,000	289,909	–	–	–
Expanding and diversifying the national system of terrestrial protected areas	GEF	3,500,000	3,472,199	7,536,094	TE: S	TE: MS
Community-based coastal & marine conservation	GEF	8,160,600	2,988,749	25,833,490	MS	MS
5th Operational Phase of the GEF Small Grants Programme	GEF	4,583,333	2,338,896	5,102,907	S	S
National Biodiversity Planning to Support the implementation of the CBD 2011-2020 Strategic Plan	GEF	220,000	217,653	506,200	–	–
Scaling up Risk Transfer Mechanisms for Climate Vulnerable Farming Communities in Southern Philippines	SCCF	1,100,000	694,368	16,250,000	S	S
Development for Renewable Energy Applications Mainstreaming and Market Sustainability (DREAMS) Project	GEF	5,300,000	95,289	38,302,222	–	–
Promotion of Low Carbon Urban Transport Systems	GEF	2,739,726	–	15,840,000	–	–
Addressing Land Degradation and Drought through the Implementation of Sustainable Land Management	GEF	900,900	127,844	5,803,154	–	–
Strengthening National Systems to Improve Governance and Management of Indigenous Peoples and Local Communities Conserved Areas and Territories	GEF	1,826,484	164,065	5,025,239	–	–
Green Climate Fund Readiness Programme	BMUB	1,335,180	23,274	–	–	–
Romania	3,072,840					
Improving Energy Efficiency in Low-Income Households and Communities	GEF	3,072,840	3,009,080	40,270,000	PIR: MS TE: MS	PIR: MS TE: S
Russian Federation	48,538,895					
Strengthening Protected Area System of the Komi Republic to Conserve Virgin Forest Biodiversity in the Pechora River Headwaters Region	EC	3,474,026	2,956,535	–	–	–
	GEF	4,500,000	4,498,800	15,903,460	–	–
Standards and Labels for Promoting Energy Efficiency	GEF	7,935,000	7,517,475	32,000,000	MS	S
Building energy efficiency in the North West of Russia	GEF	5,980,000	5,115,413	23,200,000	S	S
Transforming the Market for Efficient Lighting	GEF	7,160,000	6,359,444	20,500,000	HU	S
Improving the coverage and management efficiency of protected areas in the steppe biome	EC	1,111,688	869,148	–	–	–
	GEF	5,454,545	5,453,121	12,420,000	S	S
Mainstreaming biodiversity conservation into Russia's energy sector policies and operations	GEF	7,373,636	5,615,587	33,700,000	S	S
Reducing GHG Emissions from Road Transport in Russia's Medium-sized Cities	GEF	5,550,000	3,801,159	35,200,000	S	S
Rwanda	936,700					
Management of PCBs stockpiles and equipment containing PCBs	GEF	936,700	787,792	1,050,000	S	S
Samoa	90,186,913					
Integrating Climate Change Risks into the Agriculture and Health Sectors	LDCF	2,050,000	2,005,467	2,100,000	–	–
Integration of Climate Change Risk and Resilience into Forestry Management (ICCRIFS)	LDCF	2,450,000	2,450,000	2,400,000	TE: S	TE: MS
Strengthening Multi-Sectoral Management Of Critical Landscapes (SMSMCL)	GEF	4,872,727	1,847,543	24,217,000	S	S
Enhancing the Resilience of Tourism-reliant Communities to Climate Change Risks	LDCF	2,000,000	853,795	17,288,500	S	S
Enhancing resilience of coastal communities of Samoa to climate change	AF	8,048,250	5,360,176	–	MS	–
Capacity for Implementing Rio Conventions	GEF	525,000	319,775	500,000	–	–
Economy-wide integration of CC Adaptation and DRM/DRR to reduce climate vulnerability of communities	LDCF	12,522,936	1,331,455	90,000,000	MS	MS
Integrated Flood Management to Enhance Climate Resilience of the Vaisigano Catchment	GCF	57,718,000	–	8,000,000	–	–

Country and Project Title	Source of Funds	Grant Amount (US\$)	Cumulative Disbursement (US\$)*	Co-financing (US\$)	PIR DO or TE Outcome Rating	PIR IP or TE Quality Rating
Sao Tome and Principe		13,149,544				
Promotion of environmentally sustainable and climate-resilient grid-based hydroelectric electricity through an integrated approach in Sao Tome and Principe	GEF	5,374,544	428,455	10,890,000	–	–
Enhancing capacities of rural communities in the districts to pursue climate resilient livelihood options in the Sao Tome and Principe districts of Caué, Me-Zochi, Principe, Lemba, Cantagalo, and Lobata (CMPLCL)	LDCF	4,075,000	1,776,483	16,276,281	S	S
Strengthening climate information and early warning systems to support climate resilient development	LDCF	3,700,000	3,023,828	40,295,000	S	S
Senegal		10,350,000				
SPWA- Participatory Biodiversity Conservation and Low Carbon Development in Pilot Ecovillages	GEF	3,000,000	2,760,245	13,176,900	S	S
Technology Transfer: Typha-based Thermal Insulation Material Production	GEF	2,100,000	1,352,884	2,000,000	S	S
National Greenhouse Gas Reduction Program through energy efficiency in the built environment	GEF	1,000,000	776,378	3,000,000	S	S
Strengthening land & ecosystem management under conditions of climate change in the Niayes and Casamance regions	LDCF	4,250,000	473,934	14,000,000	–	–
Serbia		9,745,000				
Ensuring financial sustainability of the protected area system	GEF	1,000,000	999,991	2,970,000	TE: S	TE: MU
Reducing Barriers to Accelerate the Development of Biomass Markets	GEF	2,925,000	1,692,405	27,630,000	HS	HS
Removing Barriers to Promote and Support Energy Management Systems in Municipalities (EMIS) throughout Serbia	GEF	2,400,000	296,126	19,600,000	–	–
National Biodiversity Planning to Support the implementation of the CBD 2011-2020 Strategic Plan in the Republic	GEF	220,000	220,000	50,000	–	–
Capacity Development for Improved Implementation of Multilateral Environmental Agreements (MEAs)	GEF	1,000,000	–	969,075	–	–
Climate Smart Urban Development Challenge	GEF	2,000,000	–	10,000,000	–	–
Minamata Initial Assessment	GEF	200,000	45,810	97,220	–	–
Seychelles		20,000,091				
Mainstreaming Biodiversity Management into Production Sector Activities	GEF	3,900,000	3,898,893	76,428	TE: MS	TE: S
Strengthening Seychelles' Protected Area System through NGO Management modalities	GEF	2,154,545	2,153,425	2,590,000	TE: S	TE: S
Technology Transfer for Grid-Connected Rooftop Photovoltaic Systems	GEF	1,227,000	1,223,207	4,885,000	S	S
Expansion and Strengthening of the Protected Area Subsystem of the Outer Islands of Seychelles and its Integration into the broader land and seascape	GEF	1,872,546	980,960	8,483,841	MS	MS
Seychelles' Protected Areas Finance Project	GEF	2,876,900	491,142	15,013,654	–	–
Ecosystem Based Adaptation to Climate Change	AF	5,950,000	1,375,752	–	MU	–
Promotion and up-scaling of climate-resilient, resource efficient technologies in a Tropical Island Context	GEF	1,820,000	818,623	8,775,000	MS	MS
Strengthen national decision making towards ratification of Minamata Convention and build capacity towards implementation of future provisions	GEF	199,100	191,191	25,000	–	–
Sierra Leone		8,528,182				
Building adaptive capacity to catalyze active public and private sector participation to manage the exposure and sensitivity of water supply services to climate change	LDCF	3,010,000	913,892	10,150,000	MS	MS
Energy Efficient Production and Utilization of Charcoal through Innovative Technologies and Private Sector Involvement	GEF	1,818,182	556,765	9,000,000	MS	MS
Strengthening climate information and early warning systems to support climate resilient development	LDCF	3,700,000	2,634,851	20,347,310	MU	MU
Solomon Islands		12,975,000				
Enhancing resilience of communities in Solomon Islands to the adverse effects of climate change in agriculture and food security	AF	5,100,000	3,023,572	–	S	–
Solomon Islands Water Sector Adaptation Project (SIWSAP)	LDCF	7,000,000	2,503,129	43,622,462	S	S
Integrating global environment commitments in investment and development decision-making	GEF	875,000	296,571	400,000	–	–

Country and Project Title	Source of Funds	Grant Amount (US\$)	Cumulative Disbursement (US\$)*	Co-financing (US\$)	PIR DO or TE Outcome Rating	PIR IP or TE Quality Rating
Somalia		8,400,000				
Enhancing Climate Resilience of the Vulnerable Communities and Ecosystems	LDCF	8,200,000	3,752,026	64,820,000	S	S
National Capacity Self-Assessment (NCSA) for Global Environmental Management	GEF	200,000	147,335	70,000	–	–
South Africa		41,895,840				
National Grasslands Biodiversity Programme	GEF	8,650,000	8,588,181	37,261,763	–	–
Market Transformation through Energy Efficiency Standards & Labeling of Appliances	GEF	4,470,000	1,524,775	13,500,000	MS	MS
Reducing Disaster Risks from Wildfire Hazards Associated with Climate Change	SCCF	3,636,360	3,575,178	31,800,000	HS	HS
Mainstreaming Biodiversity into Land Use Regulation and Management at the Municipal Scale	GEF	8,277,730	998,421	50,653,616	MS	S
National Biodiversity Planning to Support the implementation of the CBD 2011-2020 Strategic Plan	GEF	220,000	187,682	356,000	–	–
Improving Management Effectiveness of the Protected Area Network	GEF	8,650,000	478,560	49,359,113	MS	MS
South Africa Wind Energy Project (SAWEP) – Phase II	GEF	3,654,250	94,488	35,667,936	–	–
Securing multiple ecosystems benefit through SLM in the productive but degraded landscapes of South Africa	GEF	4,337,500	–	40,521,790	–	–
South Sudan		3,920,000				
Launching Protected Area Network Management and Building Capacity in Post-Conflict Southern Sudan	GEF	3,920,000	3,656,868	4,500,000	S	S
Sri Lanka		53,013,247				
Strengthening capacity to control the introduction and spread of alien invasive species	GEF	1,930,000	1,638,377	2,000,000	S	S
Promoting Sustainable Biomass Energy Production and Modern Bio-Energy Technologies	GEF	1,120,250	646,752	6,460,000	MU	MU
National Biodiversity Planning to Support the implementation of the CBD 2011-2020 Strategic Plan	GEF	200,000	178,217	271,000	–	–
Strengthening the Resilience of Post Conflict Recovery and Development to Climate Change Risks	SCCF	3,181,818	2,724,215	57,095,000	S	S
Ensuring global environmental concerns and best practices mainstreamed in the post-conflict rapid development process of Sri Lanka through improved information management	GEF	823,000	158,579	1,391,500	–	–
Enhancing Biodiversity Conservation and Sustenance of Ecosystem services in Environmentally Sensitive Areas	GEF	2,726,690	329,597	16,650,000	–	–
Preparation of Sri Lanka's Third National Communications to the UNFCCC	GEF	500,000	9,424	187,000	–	–
Appropriate Mitigation Actions in the Energy Generation and End-Use Sectors	GEF	1,890,411	384,006	25,880,000	MS	MS
Sixth Operational Phase of the GEF Small Grants Programme	GEF	2,557,078	–	3,300,000	–	–
Strengthening the Resilience of Smallholder Farmers in the Dry Zone to Climate Variability and Extreme Events	GCF	38,084,000	–	14,000,000	–	–
St Kitts & Nevis		3,856,355				
Second National Communication to the UNFCCC	GEF	420,000	419,241	–	–	–
Conserving Biodiversity and reducing habitat degradation in Protected Areas	GEF	3,436,355	405,502	14,199,101	MS	MS
St Vincent & Grenadines		1,826,484				
Promoting access to clean energy services	GEF	1,826,484	567,268	89,625,000	MS	MS
Sudan		21,234,117				
Implementing NAPA Priority Interventions to build resilience in the Agriculture and Water sectors to the adverse impacts of climate change	Canada	3,080,000	2,821,426	3,000,000	–	–
	LDCF	3,400,000	3,394,697	3,000,000	–	–
Climate risk finance for sustainable and climate resilient rainfed farming and pastoral systems	LDCF	5,800,000	1,777,461	18,800,000	MS	MS
Promoting Utility-Scale Power Generation from Wind Energy	GEF	3,636,364	630,561	213,950,000	U	MU
Promoting the use of electric water pumps for irrigation in Sudan	GEF	4,465,753	408,589	20,150,000	–	–
Third National Communication (TNC) and First Biennial Update Report (BUR)	GEF	852,000	15,407	500,000	–	–

Country and Project Title	Source of Funds	Grant Amount (US\$)	Cumulative Disbursement (US\$)*	Co-financing (US\$)	PIR DO or TE Outcome Rating	PIR IP or TE Quality Rating
Suriname		2,700,000				
Suriname Coastal Protected Area Management	GEF	1,000,000	977,219	1,716,666	PIR: MS TE: MU	PIR: MS TE: S
Mainstreaming global environment commitments for effective national environmental management	GEF	1,000,000	206,175	1,400,000	—	—
Artisanal and Small-Scale Gold Mining (ASGM) National Action Plan (NAP)	GEF	500,000	—	—	—	—
Minamata Initial Assessment	GEF	200,000	—	—	—	—
Swaziland		7,561,500				
Adapting national and transboundary water resource management in Swaziland to manage the expected impacts of climate change	SCCF	1,721,500	1,715,504	6,100,000	HS	HS
Strengthening the National Protected Areas System	GEF	5,540,000	1,100,504	23,600,000	MS	MS
GCF Readiness and Preparatory Support	GCF	300,000	—	—	—	—
Tajikistan		10,868,570				
Sustaining agricultural biodiversity in the face of climate change	GEF	2,000,000	1,998,603	—	—	—
Support to Sustainable Transport Management in Dushanbe	GEF	970,000	968,191	5,861,000	TE: MU	TE: MU
Technology Transfer and Market Development for Small Hydropower	GEF	2,025,000	1,663,228	6,200,000	MS	MS
Strengthening Capacity for an Environmental Information Management and Monitoring System	GEF	720,200	239,483	750,000	—	—
Conservation and sustainable use of Pamir Alay and Tian Shan ecosystems for Snow Leopard protection and sustainable community livelihoods	GEF	4,301,370	164,399	19,610,000	—	—
First Biennial Update Report and Fourth National Communication under the UNFCCC	GEF	852,000	5,161	80,000	—	—
Tanzania		20,027,358				
Sustainable Management of the Miombo Woodland Resources of Western Tanzania	GEF	2,895,000	2,498,907	13,766,666	S	S
Strengthening the Protected Area Network in Southern Tanzania: Improving the Effectiveness of National Parks in Addressing Threats to Biodiversity	GEF	5,453,500	4,643,096	7,500,000	S	S
Securing watershed services through SLM in the Ruvu and Zigi catchments (Eastern Arc Region).	GEF	3,748,858	994,765	24,000,000	—	—
Strengthening climate information and early warning systems to support climate resilient development	LDCF	3,700,000	3,232,056	23,165,000	S	S
Enhancing the Forest Nature Reserves Network for Biodiversity Conservation	GEF	4,230,000	1,656,037	19,600,000	S	S
Thailand		32,798,518				
Sustainable Management of Biodiversity in Thailand's Production Landscape	GEF	2,005,000	1,890,195	4,550,000	TE: MS	TE: S
Catalyzing the Sustainability of Thailand's Protected Area System	GEF	3,454,545	3,184,921	8,980,000	MU	U
Promoting Renewable Energy in Mae Hong Son Province	GEF	2,802,700	2,200,013	4,000,000	MU	MS
Promoting Energy Efficiency in Commercial Buildings in Thailand (PEECB)	GEF	3,727,273	2,616,361	12,000,000	MS	MS
Integrated community-based forest and catchment management through an ecosystem service approach (CBFCM)	GEF	1,818,182	1,344,099	10,760,000	MU	MS
Achieving Low Carbon Growth in Cities through Local Sustainable Urban Systems Management in Thailand	GEF	3,250,000	—	182,301,000	—	—
Conserving Habitats for Globally Important Flora and Fauna in Production Landscapes	GEF	1,826,484	415,231	9,140,000	—	—
Maximizing carbon sink capacity and conserving biodiversity through sustainable conservation, restoration, and management of peat-swamp ecosystems	GEF	3,344,400	142,994	7,961,903	—	—
Third National Communication and Biennial Update Report to the UNFCCC	GEF	852,000	585,820	700,000	—	—
Sustainable Management Models for Local Government Organisations to Enhance Biodiversity Protection and Utilization in Selected Eco-regions of Thailand	GEF	1,826,484	100,864	7,560,000	—	—
Thailand's Domestic Preparation for Post-2020 Contributions	GEF	200,000	196,401	—	—	—
Strengthening Capacity and Incentives for Wildlife Conservation in the Western Forest Complex	GEF	7,339,450	1,150,814	24,234,427	—	—
Thailand's Second Biennial Update Report (SBUR) to the UNFCCC	GEF	352,000	—	100,000	—	—

Country and Project Title	Source of Funds	Grant Amount (US\$)	Cumulative Disbursement (US\$)*	Co-financing (US\$)	PIR DO or TE Outcome Rating	PIR IP or TE Quality Rating
Timor Leste		20,338,000				
Promoting Sustainable Bio-energy Production from Biomass	GEF	1,798,000	380,649	6,650,000	S	MS
Strengthening the Resilience of Small Scale Rural Infrastructure and Local Government Systems to Climatic Variability and Risk	LDCF	4,720,000	3,619,252	52,265,399	S	S
Strengthening Community Resilience to Climate Induced Natural Disasters in Rural Timor Leste	LDCF	5,370,000	1,767,872	37,366,780	MS	MS
Second Communication to the UNFCCC	GEF	1,000,000	392,431	190,000	—	—
Building shoreline resilience of Timor Leste to protect local communities and their livelihoods	LDCF	7,150,000	425,115	55,052,180	—	—
GCF Readiness and Preparatory Support	GCF	300,000	—	—	—	—
Togo		2,919,727				
SPWA- Rationalising and strengthening the conservation role of Togo's national System of Protected Areas (PA) System	GEF	1,272,727	746,900	3,000,000	MS	MU
Strengthening National and Decentralized Management for Global Environmental Benefits	GEF	795,000	614,455	950,000	S	MS
Third National Communications to the UNFCCC	GEF	500,000	498,245	—	—	—
Togo's First Biennial Update Report (FBUR)	GEF	352,000	84,763	60,000	—	—
Tonga		2,256,880				
Third National Communications to the UNFCCC	GEF	500,000	402,177	—	—	—
Integrated Environmental Management of the Fanga'uta Lagoon Catchment	GEF	1,756,880	1,258,048	2,775,000	S	S
Trinidad & Tobago		1,683,300				
Initial assistance to enable Trinidad and Tobago to fulfill its obligations under the Stockholm Convention on POPs	GEF	425,500	420,795	400,000	—	—
Capacity Development for Multilateral Agreements	GEF	1,257,800	—	1,200,000	—	—
Tunisia		10,379,786				
Addressing climate change vulnerabilities and risks in vulnerable coastal areas	SCCF	5,600,000	665,527	73,930,000	MS	MS
Third National Communications to the UNFCCC	GEF	500,000	142,214	—	—	—
National Biodiversity Planning to Support the implementation of the CBD 2011-2020 Strategic Plan	GEF	220,000	172,487	100,400	—	—
NAMA Support for the Tunisian Solar Plan	GEF	3,652,968	473,098	65,382,640	MS	MS
Tunisia's First Biennial Update Report	GEF	406,818	373,088	184,000	—	—
Turkey		31,129,398				
Promoting Energy Efficiency in Buildings	GEF	2,720,000	2,134,226	18,700,000	S	S
Market transformation of energy efficient appliances	GEF	2,710,000	2,709,496	2,247,000	TE: S	TE: MS
Improving Energy Efficiency in Industry	GEF	3,278,998	1,874,737	12,403,400	MS	MS
Integrated approach to management of high conservation value forests in the Mediterranean	GEF	7,245,000	4,029,329	21,180,000	S	S
POPs Legacy Elimination and POPs Release Reduction Project (Joint UNDP-UNIDO)	GEF	7,093,400	1,557,786	84,664,583	S	S
Support for the Preparation of Turkey's First Biennial Report (FBR) to the UNCCC	GEF	352,000	311,036	60,000	—	—
Promoting Energy-Efficient Motors in Small and Medium Sized Enterprises (SMEs)	GEF	3,850,000	—	28,340,000	—	—
Sustainable Energy Financing Mechanism for Solar PV in Forest Villages	GEF	3,880,000	131,206	52,500,000	—	—

Country and Project Title	Source of Funds	Grant Amount (US\$)	Cumulative Disbursement (US\$)*	Co-financing (US\$)	PIR DO or TE Outcome Rating	PIR IP or TE Quality Rating
Turkmenistan		15,052,627				
Improving Energy Efficiency in the Residential Buildings Sector	GEF	2,601,280	2,321,765	15,500,000	MS	MS
Addressing climate change risks on water resources for farming systems at national and community level	AF	2,700,000	2,485,833	–	S	–
National Biodiversity Planning to Support the implementation of the CBD 2011-2020 Strategic Plan	GEF	220,000	216,984	220,000	–	–
Energy Efficiency and Renewable Energy for Sustainable Water Management	GEF	6,335,000	940,034	72,000,000	S	MS
Supporting climate-resilient livelihoods in agricultural communities in drought-prone areas	SCCF	3,196,347	256,676	20,830,000	–	–
Tuvalu		48,027,844				
Second National Communication to the UNFCCC	GEF	420,000	414,943	–	–	–
Increasing Resilience of Coastal Areas and Community Settlements to Climate Change	LDCF	3,360,000	3,349,746	3,080,000	U	U
Effective and responsive island-level governance to secure and diversify climate resilient marine-based coastal livelihoods and enhance climate hazard response capacity	LDCF	4,325,000	2,846,958	19,601,596	S	S
Implementing a ‘Ridge to Reef’ approach to protect biodiversity and ecosystem functions (R2R Tuvalu)	GEF	3,912,844	539,050	15,680,591	–	–
Tuvalu Coastal Adaptation Project (TCAP)	GCF	36,010,000	–	2,860,000	–	–
Uganda		40,234,602				
Enabling Environment for SLM to overcome land degradation in the Uganda cattle corridor Districts	GEF	1,830,730	1,693,329	5,470,000	TE: MS	TE: MS
Addressing barriers to the adoption of improved charcoal production technologies and Sustainable Land Management practices through an integrated approach	GEF	3,580,000	1,833,843	14,662,108	MS	S
Conservation and Sustainable Use of the Threatened Savanna Woodland in the Kidepo Critical Landscape in North Eastern Uganda	GEF	3,181,819	1,393,233	10,684,700	MS	MS
Integrated Landscape Management for Improved Livelihoods and Ecosystem Resilience in Mount Elgon	GEF	1,670,320	67,631	8,831,384	–	–
Ecosystem-Based Adaptation in Mountain Ecosystems	BMUB	1,731,733	1,729,699	–	–	–
Strengthening climate information and early warning systems to support climate resilient development	LDCF	4,100,000	3,286,556	26,270,000	S	S
Building Resilient Communities, Wetland Ecosystems and Associated Catchments	GCF	24,140,000	–	20,122,000	–	–
Ukraine		20,386,299				
Development and Commercialization of Bioenergy Technologies in the Municipal Sector	GEF	4,790,000	2,584,020	30,057,500	MS	MS
Removing Barriers to increase investment in Energy-Efficiency in Public Buildings in Ukraine	GEF	5,570,000	–	56,673,195	–	–
Transforming the Market for Efficient Lighting	GEF	6,600,000	6,370,165	18,500,000	MS	MS
Integrating Rio Convention provisions into Ukraine’s national environmental policy framework	GEF	925,000	709,438	1,030,000	S	S
Clima East: Conservation and sustainable use of Peatlands	EC	2,501,299	2,252,405	–	–	–
Uruguay		7,338,000				
First National Communications to the UNFCCC	GEF	500,000	–	–	–	–
Fourth National Communications to the UNFCCC	GEF	500,000	500,000	–	–	–
Updating the national biodiversity strategy and developing the action plan to support the implementation of the CBD 2011-2020 Strategic Plan	GEF	220,800	220,798	224,800	–	–
Strengthening the effectiveness of the National Protected Area System by including a landscape approach to management	GEF	1,720,000	1,057,768	8,873,161	S	S
Environmental Sound Life-Cycle Management of Mercury Containing Products and their Wastes	GEF	1,272,800	385,041	2,947,760	S	S
Uruguay’s First Biennial Update Report (FBUR)	GEF	320,000	320,000	60,000	–	–
Improved Convention Coordination for Sustainable Growth (ECCOSUR)	GEF	1,952,400	–	1,863,030	–	–
Uruguay’s Second Biennial Update Report (BUR2)	GEF	352,000	80,413	–	–	–
Institutional Strengthening for the preparation of the Fifth National Communication to the UNFCCC	GEF	500,000	–	150,000	–	–

Country and Project Title	Source of Funds	Grant Amount (US\$)	Cumulative Disbursement (US\$)*	Co-financing (US\$)	PIR DO or TE Outcome Rating	PIR IP or TE Quality Rating
Uzbekistan						
		22,196,799				
Mainstreaming biodiversity into Uzbekistan's oil-and-gas sector policies and operations	GEF	1,000,000	958,831	2,180,000	TE: MS	TE: MS
Reducing pressures on natural resources from competing land use in non-irrigated arid mountain, semi-desert and desert landscapes	GEF	2,363,600	1,054,193	9,880,000	MS	MS
Developing climate resilience of farming communities in the drought prone parts	AF	4,990,878	700,657	200,000	MS	–
Market Transformation for Sustainable Rural Housing	GEF	6,100,000	–	130,000,000	–	–
Sustainable Natural Resource and Forest Management in Key Mountainous Areas Important for Globally Significant Biodiversity	GEF	6,369,863	–	25,300,000	–	–
Green Climate Fund Readiness Programme	BMUB	1,372,458	80,369	–	–	–
Vanuatu						
		10,132,000				
Second National Communication to the UNFCCC	GEF	420,000	419,391	–	–	–
Adaptation to Climate Change in the Coastal Zone	LDCF	8,280,000	1,885,782	30,897,253	MS	MS
Mainstreaming global environmental priorities into national policies and programmes	GEF	580,000	30,830	2,652,947	–	–
Third National Communications and First Biennial Update Report	GEF	852,000	–	40,000	–	–
Venezuela						
		7,545,455				
Strengthening the marine and coastal protected areas system	GEF	7,545,455	4,144,184	16,000,000	MU	MU
Vietnam						
		56,858,615				
Building capacity to eliminate POPs pesticides stockpiles	GEF	4,307,580	4,307,580	6,540,109	TE: S	TE: MS
Promoting Climate Resilient Infrastructure in Northern Mountain Provinces of Vietnam	SCCF	1,450,000	1,117,990	175,675,000	MS	MS
Removing barriers hindering PA management effectiveness	GEF	3,636,360	3,634,822	15,150,000	–	–
Conservation of critical wetland PAs and linked landscapes	GEF	3,280,287	994,142	14,891,600	S	MS
Promotion of Non-fired Brick (NFB) Production and Utilization	GEF	2,895,000	729,910	36,080,000	HS	S
Developing National Biodiversity Strategy and Action Plan and Mainstreaming Biodiversity Conservation into Provincial Planning	GEF	909,091	909,045	4,550,000	TE: S	TE: MS
Updating Viet Nam's National Implementation Plan for the Stockholm Convention on Persistent Organic Pollutants	GEF	225,000	212,315	155,000	–	–
Capacity for implementing Rio Conventions	GEF	1,000,000	290,260	1,604,646	–	–
Vietnam POPS and Sound Harmful Chemicals Management Project	GEF	2,650,000	144,496	11,050,000	–	–
Local Development and Promotion of LED Technologies for Advanced General Lighting	GEF	1,607,306	401,181	6,629,394	S	MS
Energy Efficiency Improvement in Commercial and High-Rise Residential Buildings	GEF	3,297,991	154,363	21,498,550	–	–
Capacity Building for the Ratification and Implementation of the Nagoya Protocol on Access and Benefit Sharing	GEF	2,077,000	–	7,690,000	–	–
Improving the Resilience of Vulnerable Coastal Communities to Climate Change Related Impacts	GCF	29,523,000	–	11,007,000	–	–
Yemen						
		1,927,000				
Strengthening Socotra's Policy and Regulatory Framework for Mainstreaming Biodiversity	GEF	975,000	863,738	1,000,000	MU	MU
Third National Communication and First Biennial Update Report to the UNFCCC	GEF	852,000	437,969	40,000	–	–
Nationally determined contributions to the 2015 Agreement under the UNFCCC	GEF	100,000	95,209	–	–	–
Zambia						
		21,184,068				
Strengthening Management Effectiveness and Generating Multiple Environmental Benefits within and around Protected Areas in Zambia	Flemish Govt.	200,204	150,821	–	–	–
	GEF	13,298,864	2,758,283	46,786,777	MS	MS
Promoting climate resilient community-based regeneration of indigenous forests in Zambia's Central Province	LDCF	3,985,000	961,285	29,030,090	–	–
Strengthening climate information and early warning systems in Zambia to support climate resilient development	LDCF	3,700,000	2,519,268	12,563,907	S	S

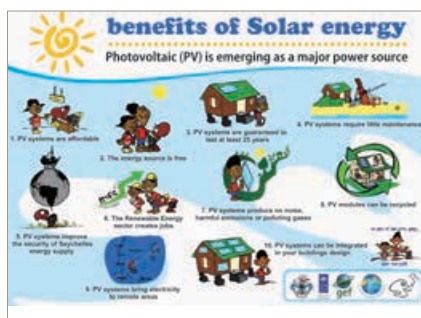
Country and Project Title	Source of Funds	Grant Amount (US\$)	Cumulative Disbursement (US\$)*	Co-financing (US\$)	PIR DO or TE Outcome Rating	PIR IP or TE Quality Rating
Global Projects		160,137,067				
Demonstrating and Promoting Best Techniques and Practices for Reducing Health Care Waste to Avoid Environmental Releases of Dioxins and Mercury	GEF	11,026,403	6,370,679	6,350,507	—	—
Building Partnerships to Assist Developing Countries to Reduce the Transfer of Harmful Aquatic Organisms in Ship's Ballast Water (GloBallast Partnerships)	GEF	6,387,840	5,904,515	16,143,599	HS	HS
Supporting Early Action on the CBD Programme of Work on Protected Areas	GEF	9,465,000	9,452,814	4,036,000	—	—
UNDP Ecosystem-Based Adaptation in Mountain Ecosystems	Switzerland	189,950	188,516	130,000	—	—
	BMUB	1,324,361	1,285,207	—	—	—
Mainstreaming Groundwater Considerations into the Integrated Management of the Nile River Basin	GEF	1,000,000	838,596	4,822,300	S	S
BIOFIN: Building Transformative Policy and Financing Frameworks to increase Investment in Biodiversity Management	Flemish Govt.	129,068	3,368	—	—	—
	Switzerland	600,871	392,209	—	—	—
Support to GEF Eligible CBD Parties for carrying out 2010 Biodiversity Targets National Assessments - Phases I and II	GEF	1,865,000	1,826,147	735,450	—	—
BIOFIN: Building Transformative Policy and Financing Frameworks to increase Investment in Biodiversity Management	Germany	22,172,065	6,386,416	—	—	—
	Norway	701,899	115,792	—	—	—
World Heritage Local Ecological Entrepreneurship Programme	UN Foundation	584,463	579,814	—	—	—
Strengthening Global Governance of Large Marine Ecosystems and Their Coasts through enhanced sharing and application of LME/ICM/MPA knowledge and information tools.	GEF	2,575,000	206,397	13,799,726	—	—
	USDOC	100,000	55,762	—	—	—
Global Sustainable Supply Chains for Marine Commodities	GEF	5,650,000	261,404	34,550,000	—	—
Down to Earth: Territorial Approach to Climate Change (TACC)	Brittany	229,420	229,420	—	—	—
Shared Waters Partnership	USDOS	2,022,834	1,947,648	300,000	—	—
Community Development and Knowledge Management for the Satoyama Initiative Project (COMDEKS 1)	UNEP	8,000,000	7,342,481	—	—	—
Global Support Programme for Preparation of National Communications and Biennial Update Reports for non Annex I Parties under the UNFCCC	GEF	3,575,000	549,014	1,800,000	S	S
Global indigenous peoples' and community conserved areas and territories (ICCA) Support Initiative	Germany	16,304,348	2,228,528	—	—	—
Transforming the Global Maritime Transport Industry towards a Low Carbon Future through Improved Energy Efficiency	GEF	2,000,000	568,970	8,805,600	HS	HS
Canada-UNDP Climate Change Adaptation Facility	Canada	1,166,763	968,895	—	—	—
UNEP-UNDP: Assisting Least Developed Countries (LDCs) with country-driven processes to advance National Adaptation Plans (NAPS)	Germany	19,171,620	2,829,764	—	—	—
	LDCF	999,000	998,927	—	TE: S	TE: MS
Transforming the global aviation sector: Emissions Reductions from International Aviation	GEF	2,000,000	175,060	13,050,000	HS	HS
Support to GEF Eligible Countries for achieving Aichi Biodiversity Target 17 through a globally guided NBSAPs update process	Flemish Govt.	204,796	165,058	2,000,000	—	—
	GEF	850,000	558,223	—	—	—
Scaled-up Carbon Finance For Sustainable Development	Australia	2,606,882	2,440,389	—	—	—
Building capacity for LDCs from Africa and the Caribbean to participate effectively in intergovernmental climate change processes	LDCF	2,075,000	1,720,932	19,671,396	S	S
Parks, People, Planet: Protected areas as solutions to global challenges	GEF	1,826,484	1,797,833	4,500,000	S	S
GEF International Waters: Learning Exchange And Resources Network (IW:LEARN)	GEF	4,127,500	706,837	12,269,312	—	—
Assisting non- LDC developing countries with country-driven processes to advance National Adaptation Plans (NAPs)	SCCF	2,325,000	1,003,185	44,600,000	S	S

Country and Project Title	Source of Funds	Grant Amount (US\$)	Cumulative Disbursement (US\$)*	Co-financing (US\$)	PIR DO or TE Outcome Rating	PIR IP or TE Quality Rating
Global Projects <i>continuation</i>						
Technical Dialogue on nationally determined contributions toward a 2015 agreement under the UNFCCC	Australia	88,945	85,486	–	–	–
	France	138,313	138,313	–	–	–
	Germany	187,727	155,144	–	–	–
	Norway	64,430	61,819	–	–	–
	United Kingdom	166,113	166,113	–	–	–
Strengthening human resources, legal frameworks and institutional capacities to implement the Nagoya Protocol	GEF	12,300,000	261,186	16,920,575	–	–
Rhino Impact Bonds: An Innovative Financing Mechanism for Site-Based Rhinoceros Conservation	GEF	1,821,500	634,352	6,414,000	–	–
Expanding the Ongoing Support to Least Developed Countries (LDCs) with country-driven processes to advance National Adaptation Plans (NAPs) – Phase II	LDCF	3,875,000	276,948	8,400,000	–	–
Strengthen national decision making towards ratification of the Minamata Convention and build capacity towards implementation of future provisions (Bangladesh, Guinea Bissau, Mauritania, Mozambique, Samoa)	GEF	1,000,000	449,781	–	–	–
Transboundary Cooperation for Snow Leopard and Ecosystem Conservation	GEF	1,070,000	–	4,196,000	–	–
Green Climate Fund Readiness Programme	BMUB	1,169,348	623,285	–	–	–
Coordinate action and learning to combat wildlife crime	UNEP	100,000	–	–	–	–
Adaptive Management and Learning for the Commodities IAP	GEF	2,899,124	–	5,266,887	–	–
The Climate Finance Aggregation Initiative for Developing Countries	GEF	2,000,000	–	51,050,000	–	–
Regional /Multi-country (Africa)	46,300,408					
Development and adoption of a Strategic Action Program for balancing water uses and sustainable natural resource management in the Orange-Senqu river transboundary basin (Botswana, Lesotho, Namibia, South Africa)	GEF	7,000,000	6,980,998	32,065,500	–	–
Implementing Integrated Water Resource and Wastewater Management in Atlantic and Indian Ocean SIDS (Comoros, Maldives, Mauritius, Sao Tome and Principe, Seychelles)	GEF	4,500,000	4,090,662	38,816,383	S	S
Catalyzing Sustainable Forest Management in the Lake Tele/Lake Tumba (LTLT) Transboundary Wetland Landscape	GEF	2,272,726	1,001,465	5,000,000	S	S
Reducing UPOPs and Mercury Releases from the Health Sector in Africa (Ghana, Madagascar, Tanzania, Zambia)	GEF	4,190,791	463,636	28,936,164	–	–
Western Indian Ocean LMEs - Strategic Action Programme Policy Harmonization and Institutional Reforms (SAPPHIRE)	GEF	11,276,891	–	333,428,294	–	–
Realizing the inclusive and sustainable development in the BCLME region through climate resilient, integrated management of marine resources that sustains ecosystems services (Angola, Namibia, South Africa)	GEF	11,200,000	265,462	163,915,000	–	–
Strengthening Climate Information and Early Warning Systems in Africa	LDCF	3,760,000	2,738,327	–	–	–
Strengthening the institutional capacity of African Network of Basin Organization (ANBO), contributing to the improved transboundary water governance in Africa	GEF	2,100,000	–	8,431,970	–	–
Regional/Multi-country (Arab States)	6,718,243					
Mainstreaming conservation of migratory soaring birds into key productive sectors along the Rift Valley/Red Sea flyway (Tranche II); (Djibouti, Egypt, Eritrea, Ethiopia, Jordan, Lebanon, Palestinian Authority, Saudi Arabia, Sudan, Syria, Yemen)	GEF	6,718,243	6,690,500	80,000	S	S
Regional/Multi-country (Asia and Pacific)	43,380,454					
Pacific islands Greenhouse Gas Abatement Through Renewable Energy Project (PIGGAREP) (Cook Islands, Fiji, Kiribati, Nauru, Palau, Papua New Guinea, Samoa, Solomon Islands, Tonga, Tuvalu, Vanuatu)	GEF	5,225,000	5,207,353	27,983,000	MS	S
Implementation of the Yellow Sea LME Strategic Action Programme for Adaptive Ecosystem-Based Management (China, Republic of Korea)	GEF	7,562,430	422,112	225,481,766	HU	HU
Implementation of Global and Regional Oceanic Fisheries Conventions and Related Instruments in the Pacific Small Island Developing States (SIDS)	GEF	5,200,000	1,000,266	70,306,000	MS	MU
EAS Scaling up the Implementation of the Sustainable Development Strategy for the Seas of East Asia (Cambodia, China, Indonesia, Lao PDR, Philippines, Thailand, Timor Leste, Vietnam)	GEF	10,643,992	3,654,142	157,265,467	S	S
Sustainable Management of Highly Migratory Fish Stocks in the West Pacific and East Asian Seas (Indonesia, Philippines, Vietnam)	GEF	2,293,578	1,065,689	19,859,525	S	S

Country and Project Title	Source of Funds	Grant Amount (US\$)	Cumulative Disbursement (US\$)*	Co-financing (US\$)	PIR DO or TE Outcome Rating	PIR IP or TE Quality Rating
Regional/Multi-country (Asia and Pacific) <i>continuation</i>		43,380,454				
Enhancing capacity to develop and manage global environmental projects in the Pacific (Cook Islands, Fiji, Micronesia, Kiribati, Marshal Islands, Nauru, Niue, Papua New Guinea, Palau, Solomon Islands, Tonga, Tuvalu, Vanuatu, Samoa)	GEF	1,000,000	785,779	1,914,502	–	–
Ridge to Reef: Testing the Integration of Water, Land, Forest & Coastal Management to Preserve Ecosystem Services, Store Carbon, Improve Climate Resilience and Sustain Livelihoods in Pacific Island Countries	GEF	10,617,454	1,499,212	87,708,160	–	–
Reducing Environmental and Health Risks to Vulnerable Communities from Lead Contamination from Lead Paint and Recycling of Used Lead Acid Batteries (Indonesia, Philippines)	GEF	838,000	229,811	2,471,000	MS	MS
Regional/Multi-Project (Europe and CIS)		30,322,501				
Protection and Sustainable Use of the Dinaric Karst Transboundary Aquifer System (DIKTAS) (Albania, Bosnia, Croatia, Montenegro, Slovak Republic)	GEF	2,360,000	2,347,727	3,050,000	TE: MS	TE: MS
Accelerated HCFC Phase Out (Belarus, Tajikistan, Ukraine, Uzbekistan)	GEF	9,250,000	5,940,777	12,300,000	S	S
Integrated natural resource management in the Baikal Basin transboundary ecosystem (Mongolia, Russian Federation)	GEF	3,958,000	3,906,939	10,810,000	TE: S	TE: S
Enabling transboundary cooperation and integrated water resources management in the extended Drin River Basin	GEF	4,500,000	649,256	221,829,721	–	–
Strengthening Environmental Governance by Building the Capacity Of Non-Governmental Organizations (NGOs)	EC	3,725,049	3,449,452	–	–	–
Enabling transboundary cooperation and integrated water resources management in the Chu and Talas River Basins (Kyrgyzstan, Kazakhstan)	GEF	1,050,000	467,858	6,173,970	S	MS
Advancing IWRM across the Kura Aras river basin through implementation of the transboundary agreed actions and national plans (Georgia, Armenia, Azerbaijan)	GEF	5,479,452	126,477	187,070,000	–	–
Regional/Multi-country (Latin America and Caribbean)		69,152,117				
Demonstration of Innovative Approaches to the Rehabilitation of Heavily Contaminated Bays in the Wider Caribbean (Cuba, Jamaica)	GEF	4,038,600	3,920,090	15,999,000	MS	MS
Regional: Accelerating renewable energy investments through CABEL in Central America	GEF	6,920,000	6,919,735	82,670,000	TE: HS	TE: MS
Reducing conflicting water uses in the Artibonite River basin through development and adoption of a multi-focal area Strategic Action Programme (Dominican Republic, Haiti)	GEF	3,080,000	3,079,294	7,180,000	–	–
Central American Markets for Biodiversity (CAMBio): Mainstreaming biodiversity conservation and sustainable use within micro-, small, and medium-sized enterprise development and financing (Belize, Costa Rica, El Salvador, Guatemala, Honduras, Nicaragua, Panama)	GEF	10,225,000	10,176,361	17,320,000	TE: MS	TE: MS
UNEP-UNDP: Sustainable Forest Management in the Transboundary Gran Chaco Americano Ecosystem (Argentina, Bolivia, Paraguay)	GEF	3,659,292	3,483,248	18,370,852	–	–
Reducing and preventing land-based pollution in the Rio de la Plata/Maritime Front through implementation of the FrePlata Strategic Action Programme (Argentina, Uruguay)	GEF	150,000	1,101,646	–	–	–
Towards Ecosystem Based Management of the Humboldt Current Large Marine Ecosystem (Chile, Peru)	GEF	7,000,000	6,807,309	–	–	–
	USDOC	70,000	68,665	–	TE: S	TE: MS
Integrated Water Resources Management in the Titicaca-Desaguadero-Poopo-Salar de Coipasa (TDPS) System (Bolivia, Peru)	GEF	6,713,750	149,985	40,729,400	–	–
Integrated Water Resources Management in the Puyango-Tumbes, Catamayo-Chira and Zarumilla Transboundary Aquifers and River Basins (Ecuador, Peru)	GEF	4,110,000	323,605	20,483,600	–	–
Carib SIDS IWRM/ICM - Innovative Solutions Component (Antigua and Barbuda, Barbados, Cuba, Dominican Republic, Grenada, Jamaica, Saint Kitts and Nevis, Saint Lucia, Saint Vincent and the Grenadines, Trinidad and Tobago)	GEF	1,500,000	369,537	87,239,763	–	–
CLME+: Catalysing Implementation of the Strategic Action Programme for the Sustainable Management of shared Living Marine Resources in the Caribbean and North Brazil Shelf Large Marine Ecosystems	USDOC	120,000	68,665	–	–	–
	GEF	12,950,000	3,027,529	134,153,695	S	MS
The Ten Island Challenge: Derisking the Transition of the Caribbean from Fossil Fuels to Renewables	GEF	1,826,484	427,747	304,550,000	–	–
Coastal Fisheries Initiative (Ecuador, Peru)	GEF	6,788,991	–	65,562,889	–	–
Small Grants Programme		193,488,782				
GEF Small Grants Programme – 6 th Operational Phase (Tranche I)	GEF	67,307,692	–	70,000,000	–	–
GEF Small Grants Programme – 5 th Operational Phase - Implementing the program using STAR resources (STAR I)	GEF	40,828,365	–	40,890,000	–	–
GEF Small Grants Programme – 5 th Operational Phase - Implementing the program using STAR resources (STAR II)	GEF	72,851,267	–	75,766,000	–	–
Global – 5 th Operation Phase of GEF Small Grants Programme	Australia	6,331,483	3,461,793	223,537,056	–	–
Global – Small Grants Programme Operational Phase IV	Australia	6,169,975	3,084,442	5,172,701	–	–

RAISING AWARENESS AROUND THE WORLD

A Selection of Project-level Communication Campaigns





*Empowered lives.
Resilient nations.*

United Nations Development Programme

304 East 45th Street, 9th Floor
New York, NY 10017 USA

For more information: www.undp.org

Copyright 2017, UNDP

